CONNECT AIR Wire and Cable

CATALOG, VOL. 10

SOUND/SECURITY
FIRE ALARM/LIFE SAFETY
TEMPERATURE CONTROLS
COAXIAL
DATACOM
HARDWARE
FIBER OPTIC
SPECIAL APPLICATION

WAREHOUSE / BRANCH LOCATIONS
Anaheim, CA
Atlanta, GA
Boston, MA
Phoenix, AZ
Portland, OR
Seattle, WA
Tracy, CA

SEATTLE/CORPORATE HEADQUARTERS
4240 'B' Street NW, Auburn, WA 98001
Phone: (253) 813-5599 | Fax: (253) 813-5699
email: Sales@Connect-Air.com

TOLL FREE: (800) 247-1978

Connect-Air.com

CONNECT-AIR INTERNATIONAL

Connect-Air International was established in 1978 as a manufacturer of cable assemblies and a distributor of low voltage wire and cable.

Inventoried cables are designed to support Security, Fire/Life Safety, Temperature Controls, Building Automation, and Datacom applications. CAI supports customers and OEMs from seven strategically located warehouse/sales locations. Connect-Air ships cables to all 50 states and 23 countries around the world and maintains extensive inventories of low voltage wire and cable in all their locations. Connect-Air is headquartered out of Seattle, Washington and is a privately held company.

Leading the way for new product development…

In the early 1990's, Connect-Air established itself as a leader in the OEM HVAC/Control industry by working with engineers from Trane, Echelon, Alerton, Johnson Controls, Phoenix Controls, Reliable Controls, TCS Basys and Trend Controls to design, develop, and promote cables specifically for their BAS Systems.

Throughout the years our product lines expanded to include fire alarm cables. We now offer mid-capacitance cables for today's sophisticated data based systems and 2-hour rated circuit integrity cables designed to protect life and limb in a catastrophic situation.

As security has become an increased presence in our lives, the market for security cables has also changed. Door access controls, card readers and video security are now commonplace and Connect-Air has cables for every application.

With seven stocking locations and a variety of manufacturing options, Connect-Air continues to be a leading supplier of standard and custom cables for HVAC/control, fire alarm/life safety, access control and industrial applications. Our knowledgeable and experienced sales staff can assist you with your specific needs:

- Custom constructions
- Custom conductor
- Jacket colors
- Custom jacket print.

MADE IN THE USA

RoHS COMPLIANT

Connect-Air receives hundreds of inquiries each year from new integrators, contractors and OEMs. Whether your requirement is 1,000 feet or 100,000 feet we can find a cable that will work for you.

Our cables are made in the USA, RoHS compliant, and we take pride in our association with companies and projects that are LEED certified.

From The Staff

Connect-Air believes that service, integrity and quality products combine to create a relationship that is invaluable in a competitive marketplace. We provide a personal touch, product knowledge and a commitment to understanding our customer's needs, whether it is stocking customer specific products, supplying custom cables, or offering special handling. Call us!

CONNECT AIR Wire and Cable

Connect-Air.com

Please contact your inside sales representative for specials and items not in this catalog. Ask about custom colors and packaging options.

PACKAGING OPTIONS

- Spools
- Pull boxes
- RIBs (Reel in a Box)

JACKET COLORS

- Variety of colors
- Variety of stripes

EDI COMPATIBLE

NO MINIMUM ORDER AMOUNT

The information contained in this catalog is derived from many sources including numerous third-party manufacturers and suppliers over which Connect-Air has no control. No effort has been made to continually verify independently the original or continued accuracy of such information. Connect-Air does not warrant, or in any manner assume responsibility for, the accuracy of the product pictures, descriptions, dimensions, characteristics, capabilities, uses or similar information contained here in. Also, all such information is subject to change from time to time and the Company assumed no responsibility for revising the catalog to reflect such changes. Accordingly, the availability and suitability for specific products for their intended purpose should be confirmed at the time of order and the conformity of all products to order specifications should be verified at the time of delivery.

All information in this catalog is presented solely as a guide to product selection and is believed to be reliable. All printing errors are subject to correction in subsequent releases of this catalog. Although Connect-Air has taken precautions to ensure the accuracy of the product specifications at the time of publication, the specifications of all products contained here in are subject to change without notice. Portions of this catalog provided by and reprinted with the permission of General Cable Corp.

TABLE OF CONTENTS

SOUND & SECURITY

MULTI-CONDUCTOR:
- Unshielded, Riser 4
- Shielded, Riser 5
- Unshielded, Plenum 6
- Shielded, Plenum 7

MULTI-PAIRED:
- Foil Shield 8
- Individually Foil Shielded 8

CCTV Coaxial, TV Camera & Video Surveillance 9

Access Controls 10

FIRE ALARM/LIFE SAFETY

MULTI-CONDUCTOR:
- Unshielded, Non-Plenum (FLPR) 11
- Shielded, Non-Plenum (FLPR) 11

MID-CAPACITANCE:
- Shielded, Non-Plenum (FPL) 12
- Unshielded, Non-Plenum (FPL) 12

MULTI-CONDUCTOR:
- Shielded, Direct Burial 13
- Unshielded, Direct Burial 13
- Type MC (FPLP/MC 300V/600V) 14
- Type CI and CIC 14
- Unshielded, Plenum (FPLP) 15
- Shielded, Plenum (FPLP) 15

MID-CAPACITANCE:
- Shielded, Plenum (FPLP) 16
- Unshielded, Plenum (FPLP) 16

FIBER OPTICS

Fiber Optics 17

TEMPERATURE CONTROLS

MULTI-CONDUCTOR:
- Unshielded, Riser 18
- Shielded, Riser 19
- Unshielded, Plenum 20
- Shielded, Plenum 21

SPECIAL APPLICATIONS

Special Applications for Building Application 22

TRAY CABLE:
- Shielded 24
- Unshielded 25

COAXIAL

Non-Plenum 26

Plenum 27

DATACOM

Non-Plenum 28

Direct Burial 28

Plenum 28

HARDWARE

Cooper Wheelock Hardware 29

Fire-Lite Hardware 30

Aiphone Hardware 31

CROSS REFERENCE

Belden Part Numbers 32

West Penn Part Numbers 33

CAI Part Number Index 34

Multi-Conductor, Unshielded, Riser

NEC Type CMR and/or CL3R

PART NUMBER	NO. OF COND.	AWG. SIZE	COND. STRAND	NOM. INSUL. THICKNESS PVC	NOM. INSUL. THICKNESS NYLON	NOM. JACKET WALL INCHES	NOM. JACKET WALL MM	NOMINAL O.D. INCHES	WT LBS
22 AWG CONDUCTORS									
W221P-1052	2	22	7/30	0.008	0.20	0.015	0.38	0.122	9 lbs.
W223C-1193	3	22	7/30	0.008	0.20	0.015	0.38	0.129	11 lbs.
W224C-1108	4	22	7/30	0.008	0.20	0.015	0.38	0.156	14 lbs.
W226C-1024	6	22	7/30	0.008	0.20	0.015	0.38	0.164	22 lbs.
W228C-1906	8	22	7/30	0.008	0.20	0.015	0.38	0.180	26 lbs.
W2210C-1149	10	22	7/30	0.008	0.20	0.015	0.38	0.212	36 lbs.
W2212C-1286	12	22	7/30	0.008	0.20	0.015	0.38	0.219	42 lbs.
20 AWG CONDUCTORS									
W201P-1014	2	20	7/28	0.007	0.20	0.015	0.38	0.134	11 lbs.
W203C-1076	3	20	7/28	0.008	0.20	0.015	0.38	0.134	16 lbs.
W204C-1129	4	20	7/28	0.008	0.20	0.015	0.38	0.142	20 lbs.
18 AWG CONDUCTORS									
W181P-1002	2	18	7/26	0.009	0.23	0.015	0.38	0.156	17 lbs.
W183C-1045	3	18	7/26	0.009	0.23	0.015	0.38	0.166	23 lbs.
W184C-1037	4	18	7/26	0.009	0.23	0.015	0.38	0.187	30 lbs.
W186C-1049	6	18	7/26	0.009	0.23	0.015	0.38	0.225	37 lbs.
W188C-1041	8	18	7/26	0.009	0.23	0.015	0.38	0.245	44 lbs.
W1812C-1236	12	18	7/26	0.009	0.23	0.015	0.38	0.291	76 lbs.
16 AWG CONDUCTORS									
W161P-1031	2	16	19/.0117	0.009	0.25	0.015	0.38	0.178	25 lbs.
W163C-1904	3	16	19/.0117	0.009	0.25	0.015	0.38	0.193	35 lbs.
W164C-1123	4	16	19/.0117	0.009	0.25	0.015	0.38	0.209	45 lbs.
14 AWG CONDUCTORS									
W141P-1081*	2	14	19/.0147	0.013	0.33	0.015	0.38	0.224	38 lbs.
W144C-1109*	4	14	19/.0147	0.013	0.33	0.015	0.38	0.264	100 lbs.
12 AWG CONDUCTORS									
W121P-1058*	2	12	19/.0185	0.013	0.33	0.015	0.38	0.260	56 lbs.

** NEC CL3R only*

UL LISTED

Color Code Chart

NO. OF COND.	COLOR	NO. OF COND.	COLOR
1	Black	7	Orange
2	Red	8	Yellow
3	White	9	Violet
4	Green	10	Gray
5	Brown	11	Pink
6	Blue	12	Tan

Product Construction

CONDUCTOR:
- Stranded or solid bare copper per ASTM B-3, B-8 and B-286

INSULATION:
- Premium grade color coded S-R PVC

JACKET:
- Premium grade gray PVC
- Sequential footage markings to facilitate installation
- Suitable for use from – 20°C to + 75°C
- Includes ripcord

APPLICATIONS:
- Power limited control circuits
- Wiring of the following systems:
  - Intercom
  - Security
  - Audio
  - Background music
- Suggested voltage rating: 300 volts

COMPLIANCES:
- NEC Article 725 Type CL3R (UL: 75°C, 150V)
- NEC Article 800 Type CMR (UL: 75°C, 300V)
- California State Fire Marshall Approved

PACKAGING:
- 1000' (305m) Pull-Pac® Cartons
- 1000' (305m) Spools or Reels
- Other put-ups available– consult Customer Service

Multi-Conductor, Shielded, Riser

NEC Type CMR and/or CL3R

PART NUMBER	NO. OF COND.	AWG. SIZE	COND. STRAND	NOM. INSUL. THICKNESS PVC	NOM. INSUL. THICKNESS NYLON	NOM. JACKET WALL INCHES	NOM. JACKET WALL MM	NOMINAL O.D. A	WT LBS
22 AWG CONDUCTORS									
W221P-1001	2	22	7/30	0.008	0.20	0.015	0.38	0.132	11 lbs.
W223C-1097	3	22	7/30	0.008	0.20	0.015	0.38	0.135	14 lbs.
W224C-1005	4	22	7/30	0.008	0.20	0.015	0.38	0.147	17 lbs.
W226C-1042	6	22	7/30	0.008	0.20	0.015	0.38	0.173	23 lbs.
W228C-1252	8	22	7/30	0.008	0.20	0.015	0.38	0.195	28 lbs.
W2210C-1451	10	22	7/30	0.008	0.20	0.015	0.38	0.218	34 lbs.
W2212C-1198	12	22	7/30	0.008	0.20	0.015	0.38	0.225	40 lbs.
20 AWG CONDUCTORS									
W201P-1069	2	20	7/28	0.008	0.20	0.015	0.38	0.142	11 lbs.
W203C-1019	3	20	7/28	0.008	0.20	0.015	0.38	0.151	18 lbs.
W204C-1207	4	20	7/28	0.008	0.20	0.015	0.38	0.171	23 lbs.
18 AWG CONDUCTORS									
W181P-1003	2	18	7/26	0.009	0.23	0.015	0.38	0.164	20 lbs.
W183C-1240	3	18	7/26	0.009	0.23	0.015	0.38	0.172	27 lbs.
W184C-1051	4	18	7/26	0.009	0.23	0.015	0.38	0.192	33 lbs.
W186C-1046	6	18	7/26	0.009	0.23	0.015	0.38	0.230	41 lbs.
W188C-1068	8	18	7/26	0.009	0.23	0.015	0.38	0.250	49 lbs.
W1810C-1003	10	18	7/26	0.009	0.23	0.015	0.38	0.287	64 lbs.
W1812C-1966	12	18	7/26	0.009	0.23	0.015	0.38	0.296	76 lbs.
16 AWG CONDUCTORS									
W161P-1010	2	16	19/.0117	0.010	0.25	0.015	0.38	0.189	25 lbs.
W163C-1469	3	16	19/.0117	0.010	0.25	0.015	0.38	0.198	38 lbs.
W164C-1953	4	16	19/.0117	0.010	0.25	0.015	0.38	0.219	49 lbs.
14 AWG CONDUCTORS									
W141P-1219*	2	14	19/.0147	0.013	0.33	0.015	0.38	0.245	42 lbs.
W144C-1971*	4	14	19/.0147	0.013	0.33	0.015	0.38	0.269	75 lbs.
12 AWG CONDUCTORS									
W121P-1377*	2	12	19/.0185	0.013	0.33	0.015	0.38	0.281	60 lbs.

** NEC CL3R only*

LISTED

Color Code Chart

NO. OF COND.	COLOR	NO. OF COND.	COLOR
1	Black	7	Orange
2	Red	8	Yellow
3	White	9	Violet
4	Green	10	Gray
5	Brown	11	Pink
6	Blue	12	Tan

Product Construction

CONDUCTOR:
- Stranded or solid bare copper per ASTM B-3, B-8 and B-286

INSULATION:
- Premium grade color coded S-R PVC

SHIELD:
- Overall Flexfoil® polyester supported aluminum foil
- Stranded tinned copper drain wire

JACKET:
- Premium grade gray PVC
- Sequential footage markings to facilitate installation
- Suitable for use from – 20°C to +75°C
- Includes ripcord

APPLICATIONS:
- Power limited control circuits
- Wiring of the following systems:
  - Intercom
  - Security
  - Audio
  - Background music
- Suggested voltage rating: 300 volts

COMPLIANCES:
- NEC Article 725 Type CL3R (UL: 75°C,150V)
- NEC Article 800 Type CMR (UL: 75°C, 300V)
- California State Fire Marshall Approved

PACKAGING:
- 1000' (305m) Pull-Pac® Cartons
- 1000' (305m) Spools or Reels
- Other put-ups available– consult Customer Service

Multi-Conductor, Unshielded, Plenum

NEC Type CMP and/or CL3P

PART NUMBER	NO. OF COND.	AWG. SIZE	COND. STRAND	NOM. INSUL. THICKNESS PVC	NOM. INSUL. THICKNESS NYLON	NOM. JACKET WALL INCHES	NOM. JACKET WALL MM	NOMINAL O.D. A	WT LBS
22 AWG CONDUCTORS									
W221P-2005	2	22	7/30	0.008	0.20	0.015	0.38	0.120	9 lbs.
W223C-2036	3	22	7/30	0.008	0.20	0.015	0.38	0.127	12 lbs.
W224C-2057	4	22	7/30	0.008	0.20	0.015	0.38	0.139	15 lbs.
W226C-2083	6	22	7/30	0.008	0.20	0.015	0.38	0.164	21 lbs.
W228C-2089	8	22	7/30	0.008	0.20	0.015	0.38	0.178	26 lbs.
W2212C-2235	12	22	7/30	0.008	0.20	0.015	0.38	0.205	38 lbs.
20 AWG CONDUCTORS									
W201P-2053	2	20	7/28	0.008	0.23	0.015	0.38	0.138	12 lbs.
W203C-2064	3	20	7/28	0.009	0.23	0.015	0.38	0.146	17 lbs.
W204C-2065	4	20	7/28	0.009	0.23	0.015	0.38	0.161	21 lbs.
18 AWG CONDUCTORS									
W181P-2051	2	18	7/26	0.008	0.20	0.015	0.38	0.156	17 lbs.
W183C-2052	3	18	7/26	0.008	0.20	0.015	0.38	0.166	25 lbs.
W184C-2099	4	18	7/26	0.008	0.20	0.015	0.38	0.187	32 lbs.
W186C-2054	6	18	7/26	0.008	0.23	0.015	0.38	0.216	47 lbs.
W188C-2046	8	18	7/26	0.008	0.23	0.015	0.38	0.235	61 lbs.
W1810C-2078	10	18	7/26	0.008	0.23	0.015	0.38	0.270	66 lbs.
W1812C-2148	12	18	7/26	0.008	0.23	0.015	0.38	0.279	83 lbs.
16 AWG CONDUCTORS									
W161P-2062	2	16	19/.0117	0.008	0.20	0.015	0.38	0.174	26 lbs.
W163C-2008	3	16	19/.0117	0.008	0.20	0.015	0.38	0.185	33 lbs.
W164C-2102	4	16	19/.0117	0.008	0.20	0.015	0.38	0.204	45 lbs.
14 AWG CONDUCTORS									
W141P-2013*	2	14	19/.0147	0.011	0.20	0.015	0.38	0.216	37 lbs.
W144C-2093*	4	14	19/.0147	0.011	0.20	0.015	0.38	0.255	68 lbs.
12 AWG CONDUCTORS									
W121P-2151*	2	12	19/.0185	0.011	0.20	0.015	0.38	0.252	52 lbs.
W124C-2271*	4	12	19/.0185	0.011	0.20	0.015	0.38	0.298	106 lbs.

** NEC CL3P only*
*** Multiple jacket colors available – consult sales office*

UL LISTED

Designed to Meet UL 910 Test For Flame Propagation & Smoke Density
Underwriters Laboratories Inc.

Color Code Chart

NO. OF COND.	COLOR	NO. OF COND.	COLOR
1	Black	5	Brown
2	White	6	Blue
3	Red	7	Orange
4	Green	8	Yellow

Product Construction

CONDUCTOR:
- Stranded or solid bare copper per ASTM B-3, B-8 and B-286

INSULATION:
- Premium grade color coded Flexguard® PVC

JACKET:
- Premium grade Natural Flexguard® PVC**
- Sequential footage markings to facilitate installation
- Suitable for use from -20°C to + 75°C
- Ripcord available– consult Customer Service for details

APPLICATIONS:
- Power limited control circuits
- Wiring of the following systems:
  - Intercom
  - Security
  - Audio
  - Background music
- Suggested voltage rating: 300 volts

COMPLIANCES:
- NEC Article 725 Type CL3P (UL: 75°C, 150V)
- NEC Article 800 Type CMP (UL: 75°C, 300V)
- Designed to Meet UL 910 Flame Test
- California State Fire Marshall Approved

PACKAGING:
- 1000' (305m) Pull-Pac® Cartons
- 1000' (305m) Reels
- Other put-ups available– consult Customer Service

Multi-Conductor, Shielded, Plenum

NEC Type CMP and/or CL3P

PART NUMBER	NO. OF COND.	AWG. SIZE	COND. STRAND	NOM. INSUL. THICKNESS PVC	NOM. INSUL. THICKNESS NYLON	NOM. JACKET WALL INCHES	NOM. JACKET WALL MM	NOMINAL O.D. A	WT LBS
22 AWG CONDUCTORS									
W221P-2044	2	22	7/30	0.008	0.20	0.015	0.38	0.128	13 lbs.
W223C-2144	3	22	7/30	0.008	0.20	0.015	0.38	0.131	16 lbs.
W224C-2020	4	22	7/30	0.008	0.20	0.015	0.38	0.147	19 lbs.
W226C-2077	6	22	7/30	0.008	0.20	0.015	0.38	0.173	24 lbs.
W228C-2032	8	22	7/30	0.008	0.20	0.015	0.38	0.184	28 lbs.
20 AWG CONDUCTORS									
W201P-2057	2	20	7/28	0.009	0.23	0.015	0.38	0.143	15 lbs.
W203C-2173	3	20	7/28	0.009	0.23	0.015	0.38	0.151	19 lbs.
W204C-2124	4	20	7/28	0.009	0.23	0.015	0.38	0.166	24 lbs.
18 AWG CONDUCTORS									
W181P-2040	2	18	7/26	0.008	0.20	0.015	0.38	0.164	21 lbs.
W183C-2058	3	18	7/26	0.008	0.20	0.015	0.38	0.169	28 lbs.
W184C-2059	4	18	7/26	0.008	0.20	0.015	0.38	0.185	36 lbs.
W186C-2055	6	18	7/26	0.009	0.23	0.015	0.38	0.231	51 lbs.
W188C-2030	8	18	7/26	0.009	0.23	0.015	0.38	0.252	60 lbs.
W1810C-2088	10	18	7/26	0.009	0.23	0.015	0.38	0.270	70 lbs.
W1812C-2145	12	18	7/26	0.009	0.23	0.015	0.38	0.279	85 lbs.
16 AWG CONDUCTORS									
W161P-2084	2	16	19/.0117	0.008	0.20	0.015	0.38	0.179	27 lbs.
W163C-2018	3	16	19/.0117	0.008	0.20	0.015	0.38	0.190	37 lbs.
W164C-2155	4	16	19/.0117	0.008	0.20	0.015	0.38	0.209	48 lbs.
14 AWG CONDUCTORS									
W141P-2087*	2	14	19/.0147	0.008	0.20	0.015	0.38	0.207	40 lbs.
W144C-2297*	4	14	19/.0147	0.008	0.20	0.015	0.38	0.260	75 lbs.
12 AWG CONDUCTORS									
W121P-2144*	2	12	19/.0185	0.008	0.20	0.015	0.38	0.244	55 lbs.
W124C-2273*	4	12	19/.0185	0.008	0.20	0.015	0.38	0.288	120 lbs.

** NEC CL3P only*
*** Multiple jacket colors available – consult sales office*

LISTED

Designed to Meet UL 910 Test For Flame Propagation & Smoke Density
Underwriters Laboratories Inc.

Color Code Chart

NO. OF COND.	COLOR
1	Black
2	White
3	Red
4	Green

NO. OF COND.	COLOR
5	Brown
6	Blue
7	Orange
8	Yellow

Product Construction

CONDUCTOR:
- Stranded or solid bare copper per ASTM B-3, B-8 and B-286

INSULATION:
- Premium grade color coded Flexguard® PVC

SHIELD:
- Overall Flexfoil® polyester supported aluminum foil
- Stranded tinned copper drain wire

JACKET:
- Premium grade Natural Flexguard® PVC**
- Sequential footage markings to facilitate installation
- Suitable for use from -20°C to + 75°C
- Ripcord available – consult Customer Service for details

APPLICATIONS:
- Power limited control circuits
- Wiring of the following systems:
  - Intercom
  - Security
  - Audio
  - Background music
- Suggested voltage rating: 300 volts

COMPLIANCES:
- NEC Article 725 Type CL3P (UL: 75°C, 150V)
- NEC Article 800 Type CMP (UL: 75°C, 300V)
- Designed to Meet UL 910 Flame Test
- California State Fire Marshall Approved

PACKAGING:
- 1000' (305m) Pull-Pac® Cartons
- 1000' (305m) Reels
- Other put-ups available– consult Customer Service

Multi-Paired, Foil Shielded

NEC Type CMP (UL) c(UL) and /or CL2P

PART NUMBER	NO. OF PAIRS	AWG. SIZE	COND. STRAND	NOM. INSUL. THICKNESS PVC	NOM. INSUL. THICKNESS NYLON	NOM. JACKET WALL INCHES	NOM. JACKET WALL MM	NOMINAL O.D. A	WT LBS
22 AWG, CL2P, c(UL) 150 VOLTS									
W222P-2147	2	22	7/30	0.007	0.18	0.010	0.25	0.157	18 lbs.
W223P-2143	3	22	7/30	0.007	0.18	0.010	0.25	0.194	23 lbs.
W224P-2999	4	22	7/30	0.008	0.18	0.010	0.25	0.207	29 lbs.
W226P-2096	6	22	7/30	0.008	0.18	0.010	0.25	0.246	41 lbs.
18 AWG, CL2P/CMP, c(UL) 150 VOLTS									
W183P-2210	3	18	7/26	0.008	0.020	0.010	0.25	0.240	45 lbs.
W184P-2286	4	18	7/26	0.008	0.020	0.010	0.25	0.277	60 lbs.

Color Code Chart

NO. OF COND.	COLOR
1	Black with Red
2	Black with White
3	Black with Green

NO. OF COND.	COLOR
4	Black with Blue
5	Black with Yellow
6	Black with Brown

Multi-Paired, Individually Foil Shielded

NEC Type CMP (UL) c(UL)

PART NUMBER	NO. OF PAIRS	AWG. SIZE	COND. STRAND	NOM. INSUL. THICKNESS PVC	NOM. INSUL. THICKNESS NYLON	NOM. JACKET WALL INCHES	NOM. JACKET WALL MM	NOMINAL O.D. A	WT LBS	COLOR CODE
22 AWG, CL2P, c(UL) 150 VOLTS										
W222P-2009	2	22	7/30	0.006	0.15	0.010	0.25	0.147	17 lbs.	A
W223P-2150	3	22	7/30	0.006	0.15	0.010	0.25	0.184	31 lbs.	B
18 AWG, CL2P/CMP, c(UL) 150 VOLTS										
W182P-2147	2	18	7/26	0.010	0.020	0.010	0.25	0.205	23 lbs.	A
W183P-2213	3	18	7/26	0.010	0.020	0.010	0.25	0.277	42 lbs.	B

** Cabled on common axis to reduce diameter, foil out, common drain wire*
***A – Capacitance between conductors*
***B – Capacitance between one conductor and other conductors connected to shield*

UL LISTED

Designed to Meet UL 910 Test For Flame Propagation & Smoke Density
Underwriters Laboratories Inc.

Color Code Chart

A.

PAIR #	COLOR
1	Black paired with Red
2	White paired with Green

B.

PAIR #	COLOR
1	Black paired with Red
2	Black paired with White
3	Black paired with Green

Product Construction

CONDUCTOR:
- 22 and 18 AWG fully annealed stranded tinned copper per ASTM B33 or stranded bare copper per ASTM B3

INSULATION:
- Premium grade, color coded Flexguard® PVC
- Color code: see chart below

SHIELD:
- 100% Flexfoil® aluminum/polyester foil with 25% overlap, minimum
- Stranded tinned copper drain wire

JACKET:
- Flex Plenum
- Temperature range: –20°C to +75°C
- Sequential footage marked to facilitate installation
- Ripcord available – consult Customer Service for details

APPLICATIONS:
- EIA RS-232 circuits
- Remote control circuits
- Process control and instrumentation
- Power limited control circuits
- Suggested voltage rating: 150 volts

COMPLIANCES:
- NEC Article 800 (UL: 75°C, 300V)
- NEC Article 725 (UL: 75°C, 150V)

PACKAGING:
- 1000' (305m) Reels
- Other put-ups available– consult Customer Service

CCTV Coaxial, TV Camera & Video Surveillance

Non-Plenum

PART NUMBER	AWG SIZE NOM. DCR	INSULATION MATERIAL INCHES	INSULATION MATERIAL MM	SHIELD COVERAGE	NOMINAL O.D. INCHES	NOM. CAPACITANCE PF/FT	WT LBS
WRG6-1832 +18 AWG Unshielded Pair UL CL2	18 AWG Solid BC Coax	Cellular Polyethylene		100% Flexfoil® +95% Tinned Copper Braid	Black PVC	16.20	65 lbs.
		0.177	4.50		0.270 x 0.493		
	18 AWG 7/26 Unshielded Pair	Premium PVC		Unshielded Pair			
		0.010	2.25				
WRG59-1805 RG 59/U Type +18 AWG Unshielded Pair UL CL2	20 AWG Solid BC Coax	Cellular Pol yethylene		95% Bare Copper Braid	Black PVC	16.20	64 lbs.
		0.144	3.66		0.242 x 0.460		
	18 AWG 7/26 Unshielded Pair	Premium PVC		Unshielded Pair			
		0.010	0.25				
WRG59-1721 RG 59/U Type CCTV	20 AWG Solid BC Coax	Cellular Polyethylene		95% Bare Copper Braid	Black PVC	16.20	34 lbs.
		0.146	3.71		0.242		
		Low Smoke PVC					

Plenum

PART NUMBER	AWG SIZE NOM. DCR	INSULATION MATERIAL INCHES	INSULATION MATERIAL MM	SHIELD COVERAGE	NOMINAL O.D. INCHES	NOM. CAPACITANCE PF/FT	WT LBS
WRG6-2832 RG 6/U Type +18 AWG Unshielded Pair UL CL2P	18 AWG Solid BC Coax	Cellular FEP		95% Bare Copper Braid	Flexguard® PVC	16.30	52 lbs.
		0.170	0.432		0.230 x 0.400		
	18 AWG 7/26 Unshielded Pair	Halar		Unshielded Pair			
		0.006	0.15				
WRG59-2805 RG 59/U Type +18 AWG Unshielded Pair UL CL2P	20 AWG Solid BC Coax	Cellular FEP		95% Bare Copper Braid	Flexguard® PVC	16.30	46 lbs.
		0.135	3.43		0.212 x 0.380		
	18 AWG 7/26 Unshielded Pair	Low Smoke PVC		Unshielded Pair			
		0.006	0.15				
WRG59-2701 RG 59/U Type CCTV, UL, CL2P	20 Ga. Solid BC	Low Smoke PVC		95% BC Braid	Flexguard® PVC Natural	16.50	38 lbs.
		0.145	3.68		0.212 x 0.380		

Product Construction

CONDUCTOR:
- Copper

INSULATION/CORE:
- Cellular polyethylene, Flexguard® PVC or Halar

SHIELD:
- Bare copper or tinned copper or aluminum braid
- Flexfoil® shield available

JACKET:
- Premium PVC or Plenum PVC

PACKAGING:
- 1000' (305 m) Reels
- Other put-ups available– consult Customer Service

APPLICATIONS:
- Suitable for RF signal transmission
- CATV
- DBS
- Drop cable
- Digital video

COMPLIANCES:
- As noted

PACKAGING:
- 1000' (305m) Spools

Video Over IP

Non-Plenum

PART NUMBER	NO. OF COND	CONST.	NOMINAL O.C.	WT LBS.
W24163P-1823 24/2pr Cat5e +16/2c Unsh CL2R/CMG	24 Ga. Solid BC 16 Ga. Str BC	Round	0.185	34 lbs.
W24163P-1823S 24/2pr Cat5e +16/2c Unsh CL2R	24 Ga. Solid BC 16 Ga. Str BC	Siamese	.185 x .345	35 lbs.

Plenum

PART NUMBER	NO. OF COND	CONST.	NOMINAL O.C.	WT LBS.
W24163P-2823 24/2pr Cat5e +16/2c Unsh CL2P	24 Ga. Solid BC 16 Ga. Str BC	Round	0.42	35 lbs.
W24163P-2823S 24/2pr Cat5e +16/2c Unsh CL2P	24 Ga. Solid BC 16 Ga. Str BC	Siamese	.185 x .345	35 lbs.

Product Construction

CONDUCTOR:
- Bare copper

INSULATION:
- Polyethylene or Low Smoke PVC

JACKET:
- PVC or Plenum

APPLICATIONS:
- Video Over IP

COMPLIANCES:
- ETL Listed to UL Standard 13

MAXIMUM VOLTAGE RATING:
- 300V

TEMPERATURE RATINGS:
- -20°C to 60°C

Access Controls

NEC Type CM (UL) C(UL), CSA CMG, NEC Type CMP (UL) C(UL)

PART NUMBER	CONSTRUCTION	NEC TYPE	JACKET COLOR	NOM. O.D. INCHES	WT
WSECCOMP-1820	22/3PR SH, 18/4C SH, 22/4C SH, 22/1PR SH Each element jacketed and labelled by application	CMR	Yellow	0.435	120 lbs
WSECCOMP-2812	22/2C SH, 22/3PR SH, 22/6C SH, 18/2C NS Each element jacketed	CMP	Yellow	0.425	95 lbs.
WSECCOMP-2813	22/6C SH, 22/4C SH, 22/2C SH, 18/4C SH Each element shielded	CMP	White	0.344	80 lbs.
WSECCOMP-2814	22/6C SH, 22/4C NS, 22/2C NS, 18/2C NS Each element jacketed	CMP	Blue	0.414	83 lbs.
WSECCOMP-2825	18/4C NS, 22/3PR SH, 22/2C NS, 22/4C NS Each element jacketed and labelled by application	CMP	Yellow	0.405	110 lbs.

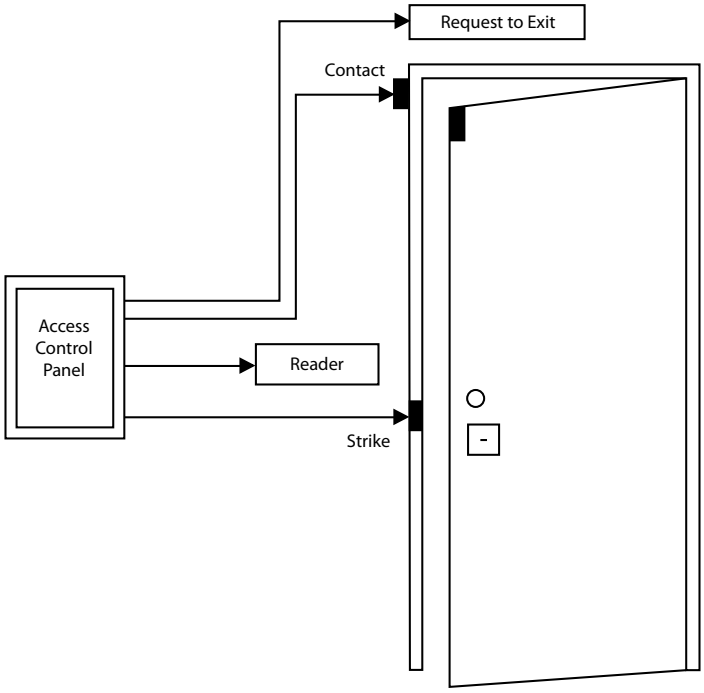

Product Construction

CONDUCTOR:
- Stranded bare copper
- Grouped into elements

INSULATION:
- Premium grade color coded PVC or Plenum
- Color code: see chart below

SHIELD:
- 100% Flexfoil® aluminum/polyester foil stranded tinned copper drain wire each shielded group

JACKET:
- PVC or Plenum
- Temperature range: –20˚C to + 75˚C

APPLICATIONS:
- Access controls
- Suggested voltage rating: 300 volts

COMPLIANCES:
- NEC Article 800 Type CMR (UL: 75˚C)

PACKAGING:
- 1000' (305m) Spools
- Other put-ups available – consult Customer Service

Multi-Conductor, Unshielded, Non-Plenum

NEC Type FPLR

PART NUMBER	NO. OF COND.	AWG. SIZE	COND. STRAND	NOM. INSUL. THICKNESS PVC	NOM. INSUL. THICKNESS NYLON	NOM. JACKET WALL INCHES	NOM. JACKET WALL MM	NOMINAL O.D. A	WT LBS
18 AWG CONDUCTORS									
W181P-1604	2	18	Solid	0.010	0.25	0.015	0.38	0.150	16 lbs.
W184C-1602	4	18	Solid	0.010	0.25	0.015	0.38	0.175	29 lbs.
W186C-1654	6	18	Solid	0.010	0.25	0.015	0.38	0.210	41 lbs.
W188C-1667	8	18	Solid	0.010	0.25	0.015	0.38	0.230	53 lbs.
16 AWG CONDUCTORS									
W161P-1601	2	16	Solid	0.010	0.25	0.015	0.38	0.172	23 lbs.
W164C-1614	4	16	Solid	0.010	0.25	0.015	0.38	0.202	42 lbs.
14 AWG CONDUCTORS									
W141P-1607	2	14	Solid	0.013	0.33	0.015	0.38	0.210	36 lbs.
W144C-1651	4	14	Solid	0.013	0.33	0.015	0.38	0.248	66 lbs.
12 AWG CONDUCTORS									
W121P-1624	2	12	Solid	0.013	0.33	0.015	0.38	0.244	53 lbs.
W124C-1656	4	12	Solid	0.013	0.33	0.015	0.38	0.288	99 lbs.

*** Other jacket colors may be available – consult sales office*

UL LISTED

Designed to Meet UL 910 Test For Flame Propagation & Smoke Density
Underwriters Laboratories Inc.

Color Code Chart

NO. OF COND.	COLOR	NO. OF COND.	COLOR
1	Black	5	Orange
2	Red	6	Yellow
3	Brown	7	Violet
4	Blue	8	Gray

Product Construction

CONDUCTOR:
- Solid bare copper

INSULATION:
- Premium grade, color coded, S-R PVC

JACKET:
- Premium grade, Red PVC**
- Suitable for use from 20˚C to + 75˚C
- Round constructions have sequential footage markings to facilitate installation
- Includes ripcord on round constructions

APPLICATIONS:
- Wiring of fire alarms
- Smoke detectors
- Voice communications
- Burglar alarms
- Fire protective circuits
- Suggested voltage rating: 300 volts

COMPLIANCES:
- UL Type FPLR (UL: 75˚C, 300V)
- NEC Article 760
- California State Fire Marshall Approved
- Designed to meet UL 1666 Flame Test

PACKAGING:
- 1000' (305 m) Reels
- Other put-ups available– consult Customer Service

Multi-Conductor, Shielded, Non-Plenum

NEC Type FPLR

PART NUMBER	NO. OF COND.	AWG. SIZE	COND. STRAND	NOM. INSUL. THICKNESS PVC	NOM. INSUL. THICKNESS NYLON	NOM. JACKET WALL INCHES	NOM. JACKET WALL MM	NOMINAL O.D. A	WT LBS
18 AWG CONDUCTORS									
W181P-1603	2	18	Solid	0.010	0.25	0.015	0.38	0.158	19 lbs.
W184C-1605	4	18	Solid	0.010	0.25	0.015	0.38	0.183	32 lbs.
16 AWG CONDUCTORS									
W161P-1606	2	16	Solid	0.010	0.25	0.015	0.38	0.180	26 lbs.
W164C-1628	4	16	Solid	0.010	0.25	0.015	0.38	0.210	42 lbs.
14 AWG CONDUCTORS									
W141P-1600	2	14	Solid	0.013	0.33	0.015	0.38	0.218	41 lbs.
W144C-1650	4	14	Solid	0.013	0.33	0.015	0.38	0.253	76 lbs.
12 AWG CONDUCTORS									
W121P-1653	2	12	Solid	0.013	0.33	0.015	0.38	0.252	56 lbs.
W124C-1659	4	12	Solid	0.013	0.33	0.015	0.38	0.293	115 lbs.

** Other jacket colors may be available – consult sales office*

UL LISTED

Designed to Meet UL 910 Test For Flame Propagation & Smoke Density
Underwriters Laboratories Inc.

Color Code Chart

NO. OF COND.	COLOR	NO. OF COND.	COLOR
1	Black	5	Orange
2	Red	6	Yellow
3	Brown	7	Violet
4	Blue	8	Gray

Product Construction

CONDUCTOR:
- Solid bare copper

INSULATION:
- Premium grade, color coded, S-R PVC

SHIELD:
- Overall Flexfoil® polyester supported aluminum foil
- Stranded tinned copper drain wire

JACKET:
- Premium grade, Red PVC*
- Suitable for use from 0°C to + 75°C
- Sequential footage markings to facilitate installation
- Includes ripcord

APPLICATIONS:
- Wiring of fire alarms
- Smoke alarms
- Voice communications
- Burglar alarms
- Fire protective circuits
- Suggested voltage rating: 300 volts

COMPLIANCES:
- UL Type FPLR (UL: 75°C, 300V)
- NEC Article 760
- California State Fire Marshall Approved
- Designed to Meet UL 1666 Flame Test

PACKAGING:
- 1000' (305 m) Reels
- Other put-ups available– consult Customer Service

Mid-Capacitance, Shielded, Non-Plenum

NEC Type FPL for Microprocessor Controlled Systems

PART NUMBER	NO. OF COND.	AWG. SIZE	COND. STRAND	NOM. INSUL. THICKNESS		NOM. JACKET WALL		NOMINAL O.D.	NOMINAL PF/FT		WT
				INCHES	mm	INCHES	MM	INCHES	A	B	LBS
W181P-1608	2	18	Solid	0.014	0.36	0.020	0.51	0.182	27.0	49.0	22 lbs.
W161P-1609	2	16	Solid	0.016	0.41	0.020	0.51	0.214	29.0	52.0	30 lbs.
W141P-1649	2	14	Solid	0.018	0.46	0.020	0.51	0.287	31.0	55.5	47 lbs.

**A – Capacitance between conductors*
**B – Capacitance between one conductor and other conductors connected to shield*

Color Code Chart

NO. OF COND.	COLOR
1	Black
2	Red
3	Brown
4	Blue

Product Construction

CONDUCTOR:
- Solid bare copper

INSULATION:
- Premium grade color coded polypropylene
- Color code: see chart below

SHIELD:
- 100% Flexfoil® aluminum/polyester, 25% overlap, minimum
- Stranded tinned copper drain wire

JACKET:
- PVC, red
- Temperature range: 0°C to + 60°C

APPLICATIONS:
- Addressable fire alarm systems
- Fire alarm systems
- Voice communications
- Smoke detectors
- Pull boxes
- Suggested voltage rating: 300 volts

COMPLIANCES:
- UL Type FPL (UL: 60°C, 300V)
- NEC Article 760
- California State Fire Marshall Approved
- Passes UL 70,000 BTU Vertical Tray Flame Test

PACKAGING:
- 1000' (30 m) reels
- Other put-ups available– consult Customer Service

Mid-Capacitance, Unshielded, Non-Plenum

NEC Type FPL for Microprocessor Controlled Systems

PART NUMBER	NO. OF COND.	AWG. SIZE	COND. STRAND	NOM. INSUL. THICKNESS		NOM. JACKET WALL		NOMINAL O.D.	NOM.* C-C CAP. PF/FT	WT
				INCHES	mm	INCHES	MM	INCHES		LBS
W181P-1617	2	18	Solid	0.014	0.36	0.020	0.51	0.177	16.5	22 lbs.
W161P-1647	2	16	Solid	0.016	0.41	0.020	0.51	0.206	17.5	30 lbs.
W141P-1656	2	14	Solid	0.018	0.46	0.020	0.51	0.240	18.0	38 lbs.

**A – Capacitance between conductors*
**B – Capacitance between one conductor and other conductors connected to shield*

Color Code Chart

NO. OF COND.	COLOR
1	Black
2	Red
3	Brown
4	Blue

Product Construction

CONDUCTOR:
- 18 thru 12 AWG fully annealed solid bare copper per ASTM B3

INSULATION:
- Premium grade color coded polypropylene
- Color code: see chart below

JACKET:
- PVC, red
- Temperature range: – 20°C to + 60°C

APPLICATIONS:
- Addressable fire alarm systems
- Fire alarm systems
- Voice communications
- Smoke detectors
- Pull boxes
- Suggested voltage rating: 300 volts

COMPLIANCES:
- UL Type FPL (UL: 60°C, 300V)
- NEC Article 760
- California State Fire Marshall Approved
- Passes UL 70,000 BTU Vertical Tray Flame Test

PACKAGING:
- 1000' (305m) Reels
- 500' (152m) Reels
- Other put-ups available– consult Customer Service

Multi-Conductor, Shielded, Direct Burial

NEC Type FPL / PLTC 300V

PART NUMBER	NO. OF COND.	AWG. SIZE	COND. STRAND	NOM. INSUL. THICKNESS		NOM. JACKET WALL		NOMINAL O.D.	NOMINAL PF/FT		WT
				PVC	NYLON	INCHES	MM	INCHES	A	B	LBS
W181P-1676	2	18	7/26	0.015	0.005	0.040	1.02	0.310	32	58	48 lbs.
W161P-1661	2	16	7/24	0.015	0.005	0.040	1.02	0.328	37	67	58 lbs.
W141P-1662	2	14	19/27	0.015	0.005	0.040	1.02	0.350	46	83	75 lbs.

**A – Capacitance between conductors*
**B – Capacitance between one conductor and other conductors connected to shield*

LISTED

Color Code Chart

NO. OF COND.	COLOR
1	Black
2	Red
3	Brown
4	Blue

Product Construction

CONDUCTOR:
- Stranded copper per ASTM B3

INSULATION:
- PVC with nylon
- Color code: see chart below

SHIELD:
- 100% Flexfoil® aluminum/polyester foil, 25% overlap, minimum
- Stranded tinned copper drain wire

JACKET:
- PVC, Black
- Temperature range: – 20°C to + 105°C dry locations, 75°C wet locations
- Includes ripcord

APPLICATIONS:
- Fire alarm systems
- Smoke detectors
- Fire protective circuits
- Burglar alarms
- Suggested voltage rating: 300 volts

COMPLIANCES:
- UL Type PLTC/FPLR (UL: 105°C, 300V)
- NEC Article 760
- California State Fire Marshall Approved

FEATURES:
- Sunlight and moisture resistant jacket
- Sequentially footage marked
- Water blocked construction

PACKAGING:
- 1000' (305m) Reels
- Other put-ups available– consult Customer Service

Multi-Conductor, Unshielded, Direct Burial

NEC Type FPL / PLTC 300V

PART NUMBER	NO. OF COND.	AWG. SIZE	COND. STRAND	NOM. INSUL. THICKNESS		NOM. JACKET WALL		NOMINAL O.D.	NOM.* C-C CAP. PF/FT	WT
				PVC	NYLON	INCHES	MM	INCHES	A	LBS
W181P-1679	2	18	7/26	0.015	0.005	0.040	1.02	0.270	25	37 lbs.
W184C-1693	4	18	7/26	0.015	0.005	0.040	1.02	0.327	25	59 lbs.
W161P-1657	2	16	7/24	0.015	0.005	0.040	1.02	0.295	28	48 lbs.
W141P-1663	2	14	19/27	0.015	0.005	0.040	1.02	0.310	32	59 lbs.
W144C-1699	4	14	19/27	0.015	0.005	0.040	1.02	0.395	32	98 lbs.

**A – Capacitance between conductors*
**B – Capacitance between one conductor and other conductors connected to shield*

LISTED

Color Code Chart

NO. OF COND.	COLOR
1	Black
2	Red
3	Brown
4	Blue

Product Construction

CONDUCTOR:
- Stranded bare copper

INSULATION:
- PVC with nylon
- Color code: see chart below

JACKET:
- PVC, Black
- Temperature range: – 20°C to + 105°C dry locations, 75°C wet locations
- Includes ripcord

APPLICATIONS:
- Fire alarm systems
- Voice communications
- Smoke detectors
- Burglar Alarms
- Suggested voltage rating: 300 volts

COMPLIANCES:
- UL Type PLTC/FPLR (UL: 105°C, 300V)
- NEC Article 760
- California State Fire Marshall Approved

FEATURES:
- Sunlight and moisture resistant jacket
- Sequentially footage marked
- Water blocked construction

PACKAGING:
- 1000' (305m) Reels
- Other put-ups available– consult Customer Service

Multi-Conductor, Type MC

FPLP/MC 300V/600V

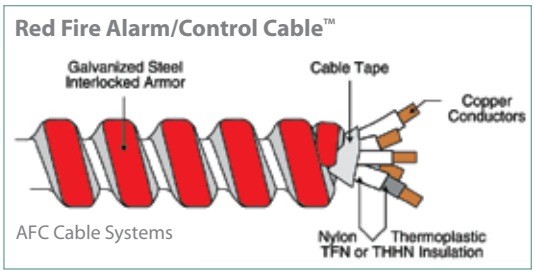

Multi-Conductor, Unshielded, Type MC

PART NUMBER	NO. OF COND.	AWG. SIZE	COND. STRAND	NOMINAL O.D.	WT
18 AWG CONDUCTORS					
W181P-1604MC	2	18	Solid	0.410	115 lbs.
W184C-1602MC	4	18	Solid	0.430	130 lbs.
16 AWG CONDUCTORS					
W161P-1601MC	2	16	Solid	0.420	130 lbs.
W164C-1614MC	4	16	Solid	0.440	155 lbs.
14 AWG CONDUCTORS					
W141P-1607MC	2	14	Solid	0.470	175 lbs.
W144C-1651MC	4	14	Solid	0.510	230 lbs.

Product Construction

ARMOR:
- Galvanized interlocking Steel Strip (red-striped)

CONDUCTORS:
- Solid copper

CONDUCTOR INSULATION:
- TFN and/or THHN

ASSEMBLY:
- Polyester assembly tape

GROUNDING:
- Bare or insulated green

APPLICATIONS:
- Fire Alarm/Control Type MC – FPLP

COMPLIANCES:
- Cable tray installations per NEC
- NFPA 262 (formerly U.L. 910) Plenum rated – Type FPLP

MAXIMUM TEMPERATURE RATING:
- FPLP: 105° (dry)
- MC: 90° (dry)

MAXIMUM VOLTAGE RATING:
- 300V (FPLP)
- 600V (MC)

Multi-Conductor, Type CI

Multi-Conductor, Unshielded, Type CI

PART NUMBER	NO. OF COND.	AWG. SIZE	COND. STRAND	NOMINAL O.D.	WT
18 AWG CONDUCTORS					
W181P-1604CI	2	18	Solid	0.390	82 lbs.
W184C-1602CI	4	18	Solid	0.445	127 lbs.
16 AWG CONDUCTORS					
W161P-1601CI	2	16	Solid	0.350	64 lbs.
W164C-1614CI	4	16	Solid	0.400	96 lbs.
14 AWG CONDUCTORS					
W141P-1607CI	2	14	Solid*	0.390	82 lbs.
W144C-1651CI	4	14	Solid*	0.445	127 lbs.

**May be stranded construction. Consult your sales representative.*

Multi-Conductor, Shielded, Type CI

PART NUMBER	NO. OF COND.	AWG. SIZE	COND. STRAND	NOMINAL O.D.	WT
18 AWG CONDUCTORS					
W181P-1603CI	2	18	Solid	0.310	54 lbs.
W184C-1605CI	4	18	Solid	0.355	77 lbs.
16 AWG CONDUCTORS					
W161P-1606CI	2	16	Solid	0.330	63 lbs.
W164C-1628CI	4	16	Solid	0.375	96 lbs.
14 AWG CONDUCTORS					
W141P-1600CI	2	14	Solid*	0.370	81 lbs.
W144C-1650CI	4	14	Solid*	0.425	126 lbs.

CI Product Construction

CONDUCTOR:
- Solid copper

APPLICATIONS:
- 2-hour fire rated – FPLR-CI

COMPLIANCES:
- UL 2196
- NFPA 262 (formerly U.L. 910)

MAXIMUM VOLTAGE RATING:
- FPL – 300V

Multi-Conductor, Type CIC

Multi-Conductor, Unshielded, Type CIC

PART NUMBER	NO. OF COND.	AWG. SIZE	COND. STRAND	NOMINAL O.D.	WT
18 AWG CONDUCTORS					
W181P-1604CIC	2	18	Solid	0.330	53 lbs.
W184C-1602CIC	4	18	Solid	0.370	76 lbs.
16 AWG CONDUCTORS					
W161P-1601CIC	2	16	Solid	0.330	62 lbs.
W164C-1614CIC	4	16	Solid	0.400	94 lbs.
14 AWG CONDUCTORS					
W141P-1607CIC	2	14	Solid*	0.390	80 lbs.
W144C-1651CIC	4	14	Solid*	0 440	125 lbs.

**May be stranded construction. Consult your sales representative.*

Multi-Conductor, Shielded, Type CIC

PART NUMBER	NO. OF COND.	AWG. SIZE	COND. STRAND	NOMINAL O.D.	WT
18 AWG CONDUCTORS					
W181P-1603CIC	2	18	Solid	0.330	57 lbs.
W184C-1605CIC	4	18	Solid	0.385	81 lbs.
16 AWG CONDUCTORS					
W161P-1606CIC	2	16	Solid	0.350	66 lbs.
W164C-1628CIC	4	16	Solid	0.400	99 lbs.
14 AWG CONDUCTORS					
W141P-1600CIC	2	14	Solid*	0.400	85 lbs.
W144C-1650CIC	4	14	Solid*	0.450	130 lbs.

CIC Product Construction

CONDUCTOR:
- Solid copper

APPLICATIONS:
- 2-hour fire rated – FPL/-NPLF

COMPLIANCES:
- UL 2196
- NFPA 262 (formerly U.L. 910)

MAXIMUM VOLTAGE RATING:
- FPL – 300V
- NPLR – 150V

NOTE:
2-hour rated cable must be installed in conduit for any high-rise building over 75 feet, any federal building, and areas of assembly (1000 or more people).

Multi-Conductor, Unshielded, Plenum

NEC Type FPLP

PART NUMBER	NO. OF COND.	AWG. SIZE	COND. STRAND	NOM. INSUL. THICKNESS PVC	NOM. INSUL. THICKNESS NYLON	NOM. JACKET WALL INCHES	NOM. JACKET WALL MM	NOMINAL O.D. A	WT LBS
18 AWG CONDUCTORS									
W181P-2600	2	18	Solid	0.010	0.25	0.015	0.38	0.155	17 lbs.
W184C-2607	4	18	Solid	0.010	0.25	0.015	0.38	0.175	30 lbs.
W186C-2651	6	18	Solid	0.010	0.25	0.015	0.38	0.211	57 lbs.
16 AWG CONDUCTORS									
W161P-2601	2	16	Solid	0.010	0.25	0.015	0.38	0.172	24 lbs.
W164C-2637	4	16	Solid	0.010	0.25	0.015	0.38	0.202	45 lbs.
14 AWG CONDUCTORS									
W141P-2611	2	14	Solid	0.012	0.30	0.015	0.38	0.210	36 lbs.
W144C-2640	4	14	Solid	0.012	0.30	0.015	0.38	0.243	66 lbs.
12 AWG CONDUCTORS									
W121P-2613	2	12	Solid	0.012	0.30	0.015	0.38	0.244	52 lbs.
W124C-2641	4	12	Solid	0.012	0.30	0.015	0.38	0.284	100 lbs.

*** Other jacket colors may be available - consult sales office*

LISTED

Designed to Meet UL 910 Test For Flame Propagation & Smoke Density
Underwriters Laboratories Inc.

Color Code Chart

NO. OF COND.	COLOR	NO. OF COND.	COLOR
1	Black	4	Blue
2	Red	5	Orange
3	Brown	6	Yellow

Product Construction

CONDUCTOR:
- 18 thru 12 AWG fully annealed solid bare copper per ASTM B3

INSULATION:
- Premium grade, color coded, Flexguard® PVC

JACKET:
- Premium grade, Red Flexguard® PVC**
- Suitable for use from 0°C to + 75°C
- Sequential footage markings to facilitate installation
- Includes ripcord

APPLICATIONS:
- Wiring of fire alarms
- Smoke detectors
- Voice communications
- Burglar alarms
- Fire protective circuits
- Suggested voltage rating: 300 volts

COMPLIANCES:
- UL Type FPLP (UL: 75°C, 300V)
- NEC Article 760
- California State Fire Marshall Approved
- Designed to meet UL 910 flame test

PACKAGING:
- 1000' (305m) Reels
- Other put-ups available– consult Customer Service

FIRE ALARM/ LIFE SAFETY

Multi-Conductor, Shielded, Plenum

NEC Type FPLP

PART NUMBER	NO. OF COND.	AWG. SIZE	COND. STRAND	NOM. INSUL. THICKNESS PVC	NOM. INSUL. THICKNESS NYLON	NOM. JACKET WALL INCHES	NOM. JACKET WALL MM	NOMINAL O.D. A	WT LBS
18 AWG CONDUCTORS									
W181P-2601	2	18	Solid	0.010	0.25	0.015	0.38	0.155	21 lbs.
W184C-2621	4	18	Solid	0.010	0.25	0.015	0.38	0.183	34 lbs.
W186C-2644	6	18	Solid	0.010	0.25	0.015	0.38	0.216	47 lbs.
16 AWG CONDUCTORS									
W161P-2602	2	16	Solid	0.010	0.25	0.015	0.38	0.180	28 lbs.
W164C-2604	4	16	Solid	0.010	0.25	0.015	0.38	0.210	49 lbs.
14 AWG CONDUCTORS									
W141P-2605	2	14	Solid	0.012	0.30	0.015	0.38	0.210	43 lbs.
W144C-2642	4	14	Solid	0.012	0.30	0.015	0.38	0.248	76 lbs.
12 AWG CONDUCTORS									
W121P-2645	2	12	Solid	0.012	0.30	0.015	0.38	0.252	57 lbs.
W124C-2641	4	12	Solid	0.012	0.30	0.015	0.38	0.300	114 lbs.

*** Other jacket colors may be available - consult sales office*

LISTED

Designed to Meet UL 910 Test For Flame Propagation & Smoke Density
Underwriters Laboratories Inc.

Color Code Chart

NO. OF COND.	COLOR	NO. OF COND.	COLOR
1	Black	4	Blue
2	Red	5	Orange
3	Brown	6	Yellow

Product Construction

CONDUCTOR:
- Solid bare copper

INSULATION:
- Premium grade, color coded, Flexguard® PVC

SHIELD:
- 100% aluminum foil/polyester
- Stranded tinned copper drain wire

JACKET:
- Premium grade, Red Flexguard® PVC**
- Suitable for use from 0°C to + 75°C
- Sequential footage markings to facilitate installation
- Includes ripcord

APPLICATIONS:
- Wiring of fire alarms
- Smoke detectors
- Voice communications
- Burglar alarms
- Fire protective circuits
- Suggested voltage rating: 300 volts

COMPLIANCES:
- UL Type FPLP (UL: 75°C, 300V)
- NEC Article 760
- California State Fire Marshall Approved
- Designed to meet UL 910 Flame Test

PACKAGING:
- 1000' (305m) Pull-Pac® Cartons (18 and 16 AWG items only)
- 1000' (305m) reels
- 500' (152m) spools or reels
- Other put-ups available– consult Customer Service

Mid-Capacitance, Shielded, Plenum

NEC Type FPLP for Microprocessor Controlled Systems

PART NUMBER	NO. OF COND.	AWG. SIZE	COND. STRAND	NOM. INSUL. THICKNESS		NOM. JACKET WALL		NOMINAL O.D.	WT	NOMINAL CAP.* PF/FT	
				PVC	NYLON	INCHES	MM	A	LBS	A	B
W181P-2620	2	18	Solid	0.014	0.36	0.015	0.38	0.172	22 lbs.	31.0	56.0
W161P-2634	2	16	Solid	0.016	0.41	0.015	0.38	0.203	35 lbs.	33.0	59.0
W141P-2635	2	14	Solid	0.018	0.46	0.020	0.51	0.247	35 lbs.	35.0	63.0

**A – Capacitance between conductors*
**B – Capacitance between one conductor and other conductors connected to shield*

Designed to Meet UL 910 Test For Flame Propagation & Smoke Density
Underwriters Laboratories Inc.

Color Code Chart

NO. OF COND.	COLOR
1	Black
2	Red
3	Brown
4	Blue

Product Construction

CONDUCTOR:
- Solid bare copper

INSULATION:
- Premium grade color coded Fluoropolymer
- Color code: see chart below

SHIELD:
- 100% aluminum/polyester foil
- Stranded tinned copper drain wire

JACKET:
- Premium grade, Red Flexguard® PVC
- Temperature range: 0°C to + 75°C
- Includes ripcord

APPLICATIONS:
- Addressable fire alarm systems
- Fire alarm systems
- Voice communications
- Smoke detectors
- Pull boxes
- Suggested voltage rating: 300 volts

COMPLIANCES:
- UL Type FPLP (UL: 75°C, 300V)
- NEC Article 760
- California State Fire Marshall Approved
- Designed to Meet UL 910 Flame Test

PACKAGING:
- 1000' (30 m) Reels
- Other put-ups available– consult Customer Service

Mid-Capacitance, Unshielded, Plenum

NEC Type FPLP for Microprocessor Controlled Systems

PART NUMBER	NO. OF COND.	AWG. SIZE	COND. STRAND	NOM. INSUL. THICKNESS		NOM. JACKET WALL		NOMINAL O.D.	WT	NOMINAL* C-CAP. PF/FT
				PVC	NYLON	INCHES	MM	A	LBS	
W181P-2620	2	18	Solid	0.014	0.36	0.015	0.38	0.172	18 lbs.	19.0
W161P-2633	2	16	Solid	0.016	0.41	0.015	0.38	0.196	31 lbs.	20.0
W141P-2646	2	14	Solid	0.018	0.46	0.020	0.51	0.242	43 lbs.	20.0
W121P-2643	2	12	Solid	0.020	0.46	0.020	0.51	0.282	63 lbs.	22.0

** Capacitance between conductors*

Designed to Meet UL 910 Test For Flame Propagation & Smoke Density
Underwriters Laboratories Inc.

Color Code Chart

NO. OF COND.	COLOR
1	Black
2	Red
3	Brown
4	Blue

Product Construction

CONDUCTOR:
- Solid bare copper

INSULATION:
- Premium grade color coded Fluoropolymer
- Color code: see chart below

JACKET:
- Premium grade, Red Flexguard® PVC
- Temperature range: 0°C to + 75°C
- Includes ripcord

APPLICATIONS:
- Addressable fire alarm systems
- Fire alarm systems
- Voice communications
- Smoke detectors
- Pull boxes
- Suggested voltage rating: 300 volts

COMPLIANCES:
- UL Type FPLP (UL: 75°C, 300V)
- NEC Article 760
- California State Fire Marshall Approved
- Designed to Meet UL 910 Flame Test

PACKAGING:
- 1000' (305m) Reels
- Other put-ups available– consult Customer Service

Fiber Optic Products

OUTSIDE PLANT CABLES

CENTRAL TUBE, GEL-FILLED – MULTI-MODE AND SINGLE MODE
• Single Jacket Cable, 2-12 Fibers Non-armored
• Single Jacket Cable, 2-12 Fibers Armored
LOOSE TUBE, GEL-FILLED – MULTI-MODE AND SINGLE MODE
• Single & Dual Jacket Cable, 2-288 Fibers (non-armored & armored)
• Single Jacket Cable Self-Supporting (Figure 8) Cable, 2-216 Fibers
• Single Jacket Self-Supporting (Figure-8) Armored Cable, 2-144 Fibers

PREMISES CABLES

TIGHT BUFFER DISTRIBUTION CABLE – MULTI-MODE AND SINGLE MODE
• Riser 2-144 Fibers
• Plenum 2-96 Fibers
TIGHT BUFFER BREAKOUT CABLE – MULTI-MODE AND SINGLE MODE
• Riser 2-24 Fibers
• Plenum 2-48 Fibers
TIGHT BUFFER INTERLOCK ARMOR CABLE – MULTI-MODE AND SINGLE MODE
• Riser 2-144 Fibers (armored)
• Plenum 4-96 Fibers (armored)

INDOOR/OUTDOOR CABLES

TIGHT BUFFER DISTRIBUTION CABLE – MULTI-MODE AND SINGLE MODE
• Riser 2-144 Fibers 900um
• Plenum 2-96 Fibers 900um (dry water block) Central Tube - Multi-Mode and Single Mode
• Single Jacket Plenum Cable, 2-12 Fibers
LOOSE TUBE – MULTI-MODE AND SINGLE MODE
• Single Jacket, Riser 2-144 Fibers
• Single Jacket, Plenum 2-144 Fibers
• Dual Jacket, Riser 2-216 Fibers, Chemical Resistant
LOOSE TUBE, GEL FILLED – MULTI-MODE AND SINGLE MODE
• Single Jacket, Low-Smoke, Zero-Halogen (LSZH) 2-144 Fibers
• Dual Jacket, Armored, Low-Smoke, Zero Halogen (LSZH) 2-144 Fibers

FIBER OPTIC ACCESSORIES AND HARDWARE

• Patch Cables
• Connectors
• Panels
• Racks

Now offering fiber optic cables, hardware and accessories.



Connect-Air has the experience, vendor relations and expertise to offer solutions for all your fiber optic cabling and accessory requirements.

Multi-Conductor, Unshielded, Riser

NEC Type CMR and/or CL3R

PART NUMBER	NO. OF COND.	AWG. SIZE	COND. STRAND	NOM. INSUL. THICKNESS PVC	NOM. INSUL. THICKNESS NYLON	NOM. JACKET WALL INCHES	NOM. JACKET WALL MM	NOMINAL O.D. INCHES	WT LBS
22 AWG CONDUCTORS									
W221P-1052	2	22	7/30	0.008	0.20	0.015	0.38	0.122	9 lbs.
W223C-1193	3	22	7/30	0.008	0.20	0.015	0.38	0.129	11 lbs.
W224C-1108	4	22	7/30	0.008	0.20	0.015	0.38	0.156	14 lbs.
W226C-1024	6	22	7/30	0.008	0.20	0.015	0.38	0.164	22 lbs.
W228C-1906	8	22	7/30	0.008	0.20	0.015	0.38	0.180	26 lbs.
W2210C-1149	10	22	7/30	0.008	0.20	0.015	0.38	0.212	36 lbs.
W2212C-1286	12	22	7/30	0.008	0.20	0.015	0.38	0.219	42 lbs.
20 AWG CONDUCTORS									
W201P-1014	2	20	7/28	0.008	0.23	0.015	0.38	0.138	12 lbs.
W203C-1076	3	20	7/28	0.009	0.23	0.015	0.38	0.146	17 lbs.
W204C-1129	4	20	7/28	0.009	0.23	0.015	0.38	0.161	21 lbs.
18 AWG CONDUCTORS									
W181P-1002	2	18	7/26	0.008	0.20	0.015	0.38	0.156	17 lbs.
W183C-1045	3	18	7/26	0.008	0.20	0.015	0.38	0.166	25 lbs.
W184C-1037	4	18	7/26	0.008	0.20	0.015	0.38	0.187	32 lbs.
W186C-1049	6	18	7/26	0.008	0.23	0.015	0.38	0.216	47 lbs.
W188C-1041	8	18	7/26	0.008	0.23	0.015	0.38	0.235	61 lbs.
W1812C-1236	10	18	7/26	0.008	0.23	0.015	0.38	0.270	66 lbs.
16 AWG CONDUCTORS									
W161P-1031	2	16	19/.0117	0.008	0.20	0.015	0.38	0.174	26 lbs.
W163C-1904	3	16	19/.0117	0.008	0.20	0.015	0.38	0.185	33 lbs.
W164C-1123	4	16	19/.0117	0.008	0.20	0.015	0.38	0.204	45 lbs.
14 AWG CONDUCTORS									
W141P-1081*	2	14	19/.0147	0.011	0.20	0.015	0.38	0.216	37 lbs.
W144C-1109*	4	14	19/.0147	0.011	0.20	0.015	0.38	0.255	68 lbs.
12 AWG CONDUCTORS									
W121P-1058*	2	12	19/.0185	0.011	0.20	0.015	0.38	0.252	52 lbs.

** NEC CL3P only*

UL LISTED

Color Code Chart

NO. OF COND.	COLOR	NO. OF COND.	COLOR
1	Black	7	Orange
2	Red	8	Yellow
3	White	9	Violet
4	Green	10	Gray
5	Brown	11	Pink
6	Blue	12	Tan

Product Construction

CONDUCTOR:
- Stranded or solid bare copper

INSULATION:
- Premium grade color coded S-R PVC

JACKET:
- Premium grade gray PVC
- Sequential footage markings to facilitate installation
- Suitable for use from – 20°C to + 75°C
- Includes ripcord

APPLICATIONS:
- Power limited control circuits
- Wiring of the following systems:
  Intercom
  Security
  Audio
  Background music
- Suggested voltage rating: 300 volts

COMPLIANCES:
- NEC Article 725 Type CL3R (UL: 75°C, 150V)
- NEC Article 800 Type CMR (UL: 75°C, 300V)
- California State Fire Marshall Approved

PACKAGING:
- 1000' (305m) Pull-Pac® Cartons
- 1000' (305m) Spools or Reels
- Other put-ups available– consult Customer Service

TEMP. CONTROL

Multi-Conductor, Shielded, Riser

NEC Type CMR and/or CL3R

PART NUMBER	NO. OF COND.	AWG. SIZE	COND. STRAND	NOM. INSUL. THICKNESS PVC	NOM. INSUL. THICKNESS NYLON	NOM. JACKET WALL INCHES	NOM. JACKET WALL MM	NOMINAL O.D. INCHES	WT LBS
22 AWG CONDUCTORS									
W221P-1001	2	22	7/30	0.008	0.20	0.015	0.38	0.132	11 lbs.
W223C-1097	3	22	7/30	0.008	0.20	0.015	0.38	0.135	14 lbs.
W224C-1005	4	22	7/30	0.008	0.20	0.015	0.38	0.147	17 lbs.
W226C-1042	6	22	7/30	0.008	0.20	0.015	0.38	0.173	23 lbs.
W228C-1252	8	22	7/30	0.008	0.20	0.015	0.38	0.195	28 lbs.
W2210C-1451	10	22	7/30	0.008	0.20	0.015	0.38	0.218	34 lbs.
W2212C-1198	12	22	7/30	0.008	0.20	0.015	0.38	0.225	40 lbs.
20 AWG CONDUCTORS									
W201P-1069	2	20	7/28	0.008	0.20	0.015	0.38	0.142	11 lbs.
W203C-1019	3	20	7/28	0.008	0.20	0.015	0.38	0.151	18 lbs.
W204C-1207	4	20	7/28	0.008	0.20	0.015	0.38	0.171	23 lbs.
18 AWG CONDUCTORS									
W181P-1003	2	18	7/26	0.009	0.23	0.015	0.38	0.164	20 lbs.
W183C-1240	3	18	7/26	0.009	0.23	0.015	0.38	0.172	27 lbs.
W184C-1051	4	18	7/26	0.009	0.23	0.015	0.38	0.192	33 lbs.
W186C-1046	6	18	7/26	0.009	0.23	0.015	0.38	0.230	41 lbs.
W188C-1068	8	18	7/26	0.009	0.23	0.015	0.38	0.250	49 lbs.
W1810C-1003	10	18	7/26	0.009	0.23	0.015	0.38	0.287	64 lbs.
W1812C-1966	12	18	7/26	0.009	0.23	0.015	0.38	0.296	76 lbs.
16 AWG CONDUCTORS									
W161P-1010	2	16	19/.0117	0.010	0.25	0.015	0.38	0.189	25 lbs.
W163C-1469	3	16	19/.0117	0.010	0.25	0.015	0.38	0.198	38 lbs.
W164C-1953	4	16	19/.0117	0.010	0.25	0.015	0.38	0.219	76 lbs.
14 AWG CONDUCTORS									
W141P-1219*	2	14	19/.0147	0.013	0.33	0.015	0.38	0.245	42 lbs.
W144C-1971*	4	14	19/.0147	0.013	0.33	0.015	0.38	0.269	75 lbs.
12 AWG CONDUCTORS									
W121P-1377*	2	12	19/.0185	0.013	0.33	0.015	0.38	0.281	60 lbs.

** NEC CL3P only*

LISTED

Color Code Chart

NO. OF COND.	COLOR	NO. OF COND.	COLOR
1	Black	7	Orange
2	Red	8	Yellow
3	White	9	Violet
4	Green	10	Gray
5	Brown	11	Pink
6	Blue	12	Tan

Product Construction

CONDUCTOR:
- Stranded or solid bare copper per ASTM B-3, B-8 and B-286

INSULATION:
- Premium grade color coded S-R PVC

SHIELD:
- Overall Flexfoil® polyester supported aluminum foil
- Stranded tinned copper drain wire

JACKET:
- Premium grade gray PVC
- Sequential footage markings to facilitate installation
- Suitable for use from – 20°C to +75°C
- Includes ripcord

APPLICATIONS:
- Power limited control circuits
- Wiring of the following systems:
  Intercom
  Security
  Audio
  Background music
- Suggested voltage rating: 300 volts

COMPLIANCES:
- NEC Article 725 Type CL3R (UL: 75°C,150V)
- NEC Article 800 Type CMR (UL: 75°C, 300V)

PACKAGING:
- 1000' (305m) Pull-Pac® Cartons
- 1000' (305m) Spools or Reels
- 500' (152m) Spools or Reels
- Other put-ups available– consult Customer Service

Multi-Conductor, Unshielded, Plenum

NEC Type CMP and/or CL3P

PART NUMBER	NO. OF COND.	AWG. SIZE	COND. STRAND	NOM. INSUL. THICKNESS PVC	NOM. INSUL. THICKNESS NYLON	NOM. JACKET WALL INCHES	NOM. JACKET WALL MM	NOMINAL O.D. INCHES	WT LBS
22 AWG CONDUCTORS									
W221P-2005	2	22	7/30	0.008	0.20	0.015	0.38	0.120	9 lbs.
W223C-2036	3	22	7/30	0.008	0.20	0.015	0.38	0.127	12 lbs.
W224C-2057	4	22	7/30	0.008	0.20	0.015	0.38	0.139	15 lbs.
W226C-2083	6	22	7/30	0.008	0.20	0.015	0.38	0.164	21 lbs.
W228C-2089	8	22	7/30	0.008	0.20	0.015	0.38	0.178	26 lbs.
W2212C-2235	12	22	7/30	0.008	0.20	0.015	0.38	0.205	38 lbs.
20 AWG CONDUCTORS									
W201P-2053	2	20	7/28	0.008	0.23	0.015	0.38	0.138	12 lbs.
W203C-2064	3	20	7/28	0.009	0.23	0.015	0.38	0.146	17 lbs.
W204C-2065	4	20	7/28	0.009	0.23	0.015	0.38	0.161	21 lbs.
18 AWG CONDUCTORS									
W181P-2051	2	18	7/26	0.008	0.20	0.015	0.38	0.156	17 lbs.
W183C-2052	3	18	7/26	0.008	0.20	0.015	0.38	0.166	25 lbs.
W184C-2099	4	18	7/26	0.008	0.20	0.015	0.38	0.187	32 lbs.
W186C-2054	6	18	7/26	0.008	0.23	0.015	0.38	0.216	47 lbs.
W188C-2046	8	18	7/26	0.008	0.23	0.015	0.38	0.235	61 lbs.
W1810C-2078	10	18	7/26	0.008	0.23	0.015	0.38	0.270	66 lbs.
W1812C-2148	12	18	7/26	0.008	0.23	0.015	0.38	0.279	83 lbs.
16 AWG CONDUCTORS									
W161P-2062	2	16	19/.0117	0.008	0.20	0.015	0.38	0.174	26 lbs.
W163C-2008	3	16	19/.0117	0.008	0.20	0.015	0.38	0.185	33 lbs.
W164C-2102	4	16	19/.0117	0.008	0.20	0.015	0.38	0.204	45 lbs.
14 AWG CONDUCTORS									
W141P-2013*	2	14	19/.0147	0.011	0.20	0.015	0.38	0.216	37 lbs.
W144C-2093*	4	14	19/.0147	0.011	0.20	0.015	0.38	0.255	68 lbs.
12 AWG CONDUCTORS									
W121P-2151*	2	12	19/.0185	0.011	0.20	0.015	0.38	0.252	52 lbs.
W124C-2271*	4	12	19/.0185	0.011	0.20	0.015	0.38	0.298	106 lbs.

** NEC CL3P only*
*** Multiple jacket colors available – consult sales office*

UL LISTED

Designed to Meet UL 910 Test For Flame Propagation & Smoke Density
Underwriters Laboratories Inc.

Color Code Chart

NO. OF COND.	COLOR	NO. OF COND.	COLOR
1	Black	5	Brown
2	White	6	Blue
3	Red	7	Orange
4	Green	8	Yellow

Product Construction

CONDUCTOR:
- Stranded or solid bare copper per ASTM B-3, B-8 and B-286

INSULATION:
- Premium grade color coded Flexguard® PVC**

JACKET:
- Premium grade Natural Flexguard® PVC
- Sequential footage markings to facilitate installation
- Suitable for use from -20°C to + 75°C
- Ripcord available– consult Customer Service for details

APPLICATIONS:
- Power limited control circuits
- Wiring of the following systems:
  Intercom
  Security
  Audio
  Temperature Controls
- Suggested voltage rating: 300 volts

COMPLIANCES:
- NEC Article 725 Type CL3P (UL: 75°C, 150V)
- NEC Article 800 Type CMP (UL: 75°C, 300V)

PACKAGING:
- 1000' (305m) Pull-Pac® Cartons
- 1000' (305m) Reels
- Other put-ups available– consult Customer Service

Multi-Conductor, Shielded, Plenum

NEC Type CMP and/or CL3P

PART NUMBER	NO. OF COND.	AWG. SIZE	COND. STRAND	NOM. INSUL. THICKNESS PVC	NOM. INSUL. THICKNESS NYLON	NOM. JACKET WALL INCHES	NOM. JACKET WALL MM	NOMINAL O.D. INCHES	WT LBS
22 AWG CONDUCTORS									
W221P-2044	2	22	7/30	0.008	0.20	0.015	0.38	0.128	13 lbs.
W223C-2144	3	22	7/30	0.008	0.20	0.015	0.38	0.131	16 lbs.
W224C-2020	4	22	7/30	0.008	0.20	0.015	0.38	0.147	19 lbs.
W226C-2077	6	22	7/30	0.008	0.20	0.015	0.38	0.173	24 lbs.
W228C-2032	8	22	7/30	0.008	0.20	0.015	0.38	0.184	28 lbs.
20 AWG CONDUCTORS									
W201P-2057	2	20	7/28	0.008	0.23	0.015	0.38	0.143	15 lbs.
W203C-2173	3	20	7/28	0.009	0.23	0.015	0.38	0.151	19 lbs.
W204C-2124	4	20	7/28	0.009	0.23	0.015	0.38	0.166	24 lbs.
18 AWG CONDUCTORS									
W181P-2040	2	18	7/26	0.008	0.20	0.015	0.38	0.164	21 lbs.
W183C-2058	3	18	7/26	0.008	0.20	0.015	0.38	0.169	28 lbs.
W184C-2059	4	18	7/26	0.008	0.20	0.015	0.38	0.185	36 lbs.
W186C-2055	6	18	7/26	0.008	0.23	0.015	0.38	0.231	51 lbs.
W188C-2030	8	18	7/26	0.008	0.23	0.015	0.38	0.252	56 lbs.
W1810C-2088	10	18	7/26	0.008	0.23	0.015	0.38	0.270	70 lbs.
W1812C-2145	12	18	7/26	0.008	0.23	0.015	0.38	0.279	85 lbs.
16 AWG CONDUCTORS									
W161P-2084	2	16	19/.0117	0.008	0.20	0.015	0.38	0.179	27 lbs.
W163C-2018	3	16	19/.0117	0.008	0.20	0.015	0.38	0.190	37 lbs.
W164C-2155	4	16	19/.0117	0.008	0.20	0.015	0.38	0.209	48 lbs.
14 AWG CONDUCTORS									
W141P-2087*	2	14	19/.0147	0.008	0.20	0.015	0.38	0.207	40 lbs.
W144C-2297*	4	14	19/.0147	0.008	0.20	0.015	0.38	0.260	75 lbs.
12 AWG CONDUCTORS									
W121P-2144*	2	12	19/.0185	0.008	0.20	0.015	0.38	0.244	55 lbs.
W124C-2273*	4	12	19/.0185	0.008	0.20	0.015	0.38	0.288	120 lbs.

** NEC CL3P only*
*** Other jacket colors may be available - consult sales office*

UL LISTED

Designed to Meet UL 910 Test For Flame Propagation & Smoke Density
Underwriters Laboratories Inc.

Color Code Chart

NO. OF COND.	COLOR	NO. OF COND.	COLOR
1	Black	5	Brown
2	White	6	Blue
3	Red	7	Orange
4	Green	8	Yellow

Product Construction

CONDUCTOR:
- Stranded or solid bare copper

INSULATION:
- Premium grade color coded Flexguard® PVC

SHIELD:
- Overall Flexfoil® polyester supported aluminum foil
- Stranded tinned copper drain wire

JACKET:
- Premium grade Natural Flexguard® PVC**
- Sequential footage markings to facilitate installation
- Suitable for use from -20°C to + 75°C
- Ripcord available– consult Customer Service for details

APPLICATIONS:
- Power limited control circuits
- Wiring of the following systems:
  Intercom
  Security
  Audio
  Background music
- Suggested voltage rating: 300 volts

COMPLIANCES:
- NEC Article 725 Type CL3P (UL: 75°C, 150V)
- NEC Article 800 Type CMP (UL: 75°C, 300V)

PACKAGING:
- 1000' (305m) Pull-Pac® Cartons
- 1000' (305m) Reels
- Other put-ups available– consult Customer Service

Special Application and Comm Cables for Building Automation Systems

PART NUMBER	GAUGE SIZE	NO. OF COND.	SHIELD	JACKET COLOR	APPLICATION	NOM. O.D. INCHES	WT
ALERTON®–PLENUM							
W241P-2000FBRSP	24	2	Yes	Raspberry	BACtalk® MS/TP, VLX-EXP Comm Bus, IBEX LAN	0.108	13 lbs.
W241P-2000FB	24	2	Yes	Orange	BACtalk® MS/TP, VLX-EXP Comm Bus, IBEX LAN	0.108	13 lbs.
W181P-2540	18	2	Yes	Mint Green	IBEX TUX Trunk/General Purpose/Inputs/Outputs	0.164	21 lbs.
W183C-2552	18	3	No	Blue	IBEX Microset	0.166	25 lbs.
W183C-2058BLRB	18	3	Yes	Blue	BACtalk® 3-wire Microset	0.169	28 lbs.
AUTOMATED LOGIC®							
W221P-2227RIB	22	2	Yes	Green*	ARC156 Comm Cable Plenum	0.138	14 lbs.
W224C-2160RIB	22	4	No	White	Logistat Cable Plenum	0.125	17 lbs.

** Other jacket colors available upon request. Please consult sales office.*

DAIKIN AC®– PLENUM							
W181P-2051	18	2	No	White*	Indoor Unit to Remote Control	0.138	14 lbs.
W161P-2062	16	2	No	White*	Indoor Unit to Remote Control	0.125	17 lbs.

** Other jacket colors available upon request. Please consult sales office.*

DELTA CONTROLS™ – PLENUM							
W241P-2000FRIB	24	2	Yes	Orange	Comm Cable	0.108	13 lbs.
W24182P-2306BL	24/18	2 pr	Yes	Blue	Combination Cable (24/1pr Comm + 18/2 Power)	0.308	26 lbs.
W201P-2053RIB	20	2	No	White	Sensor	0.138	12 lbs.
W204C-2065P	20	4	No	Purple	Sensor	0.161	21 lbs.
W181P-2051YRB	18	2	No	Yellow	Sensor	0.156	17 lbs.
W184C-2099P	18	4	No	Purple	Sensor	0.187	32 lbs.
DISTECH CONTROLS®– PLENUM							
W241P-2000FBLRB	24	2	Yes	Blue	BACnet® Comm Plenum	0.108	13 lbs.
W221P-2001GRIB	22	2	No	Green	LON™ Comm Plenum	0.122	12 lbs.
JOHNSON™– PLENUM							
W223C-2144FCBL	22	3	Yes	Blue	FC Bus Plenum	0.131	16 lbs.
W222P-2147BRNJC	22	2 pr	Yes	Brown	SA Bus Plenum	0.157	18 lbs.
W221P-2005	22	2	No	Various	Metasys® 2 cond Plenum	0.120	9 lbs.
W223C-2036	22	3	No	Various	Metasys® 3 cond Plenum	0.127	12 lbs.
W183C-2058BLBJC	18	3	Yes	Blue	N2 Blue Plenum	0.169	28 lbs.
W243P-2157	24	3 pr	No	White	Metasys® T-Stat 3 pair Cat-3 Plenum	0.150	13 lbs.
LON WORKS™ – PLENUM							
W221P-2001B	22	2	No	Blue*	LON™ 1 pair, Level 4, Unshielded, Plenum	0.122	12 lbs.
W221P-2002B	22	2	Yes	Blue*	LON™ 1 pair, Level 4, Shielded, Plenum	0.176	13 lbs.
W222P-2003B	22	2 pr	No	Blue	LON™ 2 pair, Level 4, Unshielded, Plenum	0.196	19 lbs.
W222P-2004B	22	2 pr	Yes	Blue	LON™ 2 pair, Level 4, Shielded, Plenum	0.240	23 lbs.
LON WORKS™ – NON-PLENUM							
W221P-1002B	22	2	No	Gray	LON™ 1 pair, Level 4, Unshielded, Non-Plenum	0.142	15 lbs.
W221P-1003B	22	2	Yes	Gray	LON™ 1 pair, Level 4, Shielded, Non-Plenum	0.213	15 lbs.
W222P-1004B	22	2 pr	No	Gray	LON™ 2 pair, Level 4, Unshielded, Non-Plenum	0.142	17 lbs.
W222P-1005B	22	2 pr	Yes	Gray	LON™ 2 pair, Level 4, Shielded, Non-Plenum	0.288	20 lbs.

TRADEMARK NOTICES:

LON™ and LonWorks™ are trademarks of Echelon Corporation.

BACnet® is a registered trademark of ASHRAE.

Metasys® is a registered trademark of Jonhson Controls.

All other trademarks property of their respective owners.

Special Application and Comm Cables for Building Automation Systems

PART NUMBER	GAUGE SIZE	NO. OF COND.	SHIELD	JACKET COLOR	APPLICATION	NOM. O.D. INCHES	WT
LON/BACNET® WET LOCATION™							
W221P-1002PE	22	2	No	Black	LON™/BACnet® 1 pair, Unshielded Wet Location	0.198	15 lbs.
W221P-1003PE	22	2	Yes	Black	LON™/BACnet® 1 pair, Shielded Wet Location	0.200	17 lbs.
W222P-1005LT	22	2 pr	Yes	Black	LON™/BACnet® 2 pair, Shielded Wet Location	0.248	23 lbs.
MITSUBISHI ELECTRIC™							
W161P-2084	16	2	Yes	White, Yellow, Purple	CITY MULTI Plenum	0.179	27 lbs.
PHOENIX CONTROLS®							
W223C-2060YPC	16	2	Yes	White, Yellow Purple	BACnet® 3C MS/TP, Plenum	0.172	20 lbs.
RELIABLE CONTROLS®							
WR181P-2028XPNK	18	2	Yes	Pink	Network Wire – EIA-485 Plenum	0.179	25 lbs.
WR221P-2003RSPB	22	2	Yes	Pink	Network Wire – EIA-485 Plenum	0.173	18 lbs.
WR223C-2005RSPB	22	2 pr	Yes	Black	Network Wire – EIA-485 Plenum	0.177	23 lbs.
SIEMENS®							
W241P-5400BLNRB	24	2	Yes	Orange	BACnet® 2 conductor BLN Low Cap Comm Plenum	0.108	14 lbs.
W241P-5400FLNRB	24	2	Yes	Orange w/ Blue Stripe	BACnet® 2 conductor FLN Low Cap Comm Plenum	0.108	14 lbs.
W241.5P-5400BLN	24	1.5	Yes	Orange	BACnet® 3 conductor BLN Low Cap Comm Plenum	0.203	19 lbs.
W243P-2157	24	3 PR	No	White	TEC STAT 3 Pair Cat 3 Solid Plenum	0.150	13 lbs.
W201P-2053BLUSM	20	2	No	Blue	TEC V/D 2 conductor Plenum	0.138	12 lbs.
W221P-2001ORWS	22	2	No	Orange w/ White Stripe	LON™ 2C Unshielded Plenum	0.122	12 lbs.
W181P-5041LAN	18	2	No	Blue	DI, DO, AI, AO 2 conductor Plenum	0.156	17 lbs.
W183C-5043LAN	18	3	No	Blue	DI, DO, AI, AO 3 conductor Plenum	0.166	25 lbs.
W141P-2013NVBL	14	2	No	Navy Blue	POWER Plenum	0.216	37 lbs.
TCS BASYS CONTROLS®							
W20185C-2816TCS	20/18	5	Yes	White	TCS Basys® Plenum	0.268	41 lbs.
TRANE®							
W181P-2028XRB	18	2	Yes	Purple*	Comm 3/4 Plenum	0.179	25 lbs.
W181P-1060G	18	2	Yes	Neon Green	Comm 3/4 Non-Plenum	0.219	31 lbs.
W221P-2001B	22	2	No	Blue*	Comm 5, LON™, Level 4 Plenum	0.122	12 lbs.
W181P-2040	18	2	Yes	White*	2 conductor Sensor Plenum	0.164	21 lbs.
W183C-2058	18	3	Yes	White*	3 conductor Sensor Plenum	0.168	28 lbs.
W184C-2059RIB	18	4	Yes	White*	4 conductor Sensor Plenum	0.185	36 lbs.
W223C-2060XRIB	22	3	Yes	Dark Blue	Sensors	0.116	14 lbs.

** Other jacket colors available upon request. Please consult sales office.*

TREND®							
W8723-2	22	2 pr	Yes-I/S	Orange	Current Loop LAN 2 pair Plenum	0.135	20 lbs.
W8723-1	22	2 pr	Yes-I/S	Grey w/Orange Stripe	Current Loop LAN 2 pair Non-Plenum	0.160	21 lbs.
W9182-2	22	2	Yes	Orange	Current Loop LAN 1 pair Plenum	0.397	39 lbs.
W9182-1	22	2	Yes	Grey w/Orange Stripe	Current Loop LAN 1 pair Non-Plenum	0.297	45 lbs.
W8471-2	16	2	No	Orange	LON™ Plenum	0.166	28 lbs.
W8471-1	16	2	No	Grey w/Orange Stripe	LON™ Non-Plenum	0.266	43 lbs.
W241P-2000FB	24	2	Yes	Orange	MS/TP BACnet® Plenum	0.108	29 lbs.

**Non-Plenum Constructions available. Consult your sales office.*

TRADEMARK NOTICES:

LON™ and LonWorks™ are trademarks of Echelon Corporation.

BACnet® is a registered trademark of ASHRAE.

Metasys® is a registered trademark of Jonhson Controls.

All other trademarks property of their respective owners.

Multi-Conductor, Unshielded, Tray Cable

Type TC, 600V

PART NUMBER	NO. OF COND	AWV. SIZE	NOM O.D. INCHES	WEIGHT LBS.
18 AWG CONDUCTORS				
W181P-1416	2	18	0.255	33 lbs.
WI83C-1052	3	18	0.280	43 lbs.
W184C-1054	4	18	0.310	52 lbs.
W186C-1497	6	18	0.360	72 lbs.
WI18-08VNTC	8	18	0.380	89 lbs.
16 AWG CONDUCTORS				
W161P-1047	2	16	0.280	42 lbs.
WI16-03VNTC	3	16	0.310	55 lbs.
WI16-04VNTC	4	16	0.340	69 lbs.
WI16-06VNTC	6	16	0.390	96 lbs.
WI16-08VNTC	8	16	0.390	122 lbs.
14 AWG CONDUCTORS				
W141P-1110	2	14	0.285	62 lbs.
WI14-03VNTC	3	14	0.350	80 lbs.
WI14-04VNTC	4	14	0.380	99 lbs.
WI14-06VNTC	6	14	0.450	140 lbs.

Note: Other jackets, insulations, gauge sizes and conductor counts are available - contact your sales office.

Product Construction

CONDUCTOR:
- Stranded bare copper

Insulation:
- Flame-Retardant PVC with Nylon

JACKET:
- Sunlight Resistant PVC
- Suitable for use to 90C (dry)

APPLICATIONS:
- Indoors
- Outdoors
- Direct Burial
- In ducts, conduits or cable trays
- Aerially

STANDARDS:
- UL Type TC
- Approved for class 1 remote-control and signalling circuits (NEC Art 725)

SPECIAL APPLICATION

Multi-Conductor, Shielded, Tray Cable

Type TC, 600V

PART NUMBER	NO. OF COND	AWV. SIZE	NOM O.D. INCHES	WEIGHT LBS.
18 AWG CONDUCTORS				
W181P-1105	2	18	0.270	34 lbs.
W183C-1245	3	18	0.280	43 lbs.
W184C-1270	4	18	0.310	52 lbs.
W186C-1391	6	18	0.360	72 lbs.
W188C-1552	8	18	0.380	79 lbs.
16 AWG CONDUCTORS				
W161P-1276	2	16	0.290	43 lbs.
WI16-03SVNTC	3	16	0.310	55 lbs.
W164C-1428	4	16	0.340	69 lbs.
WI16-06SVNTC	6	16	0.390	96 lbs.
WI16-08SVNTC	8	16	0.430	122 lbs.
14 AWG CONDUCTORS				
WI14-02SVNTC	2	14	0.330	62 lbs.
WI14-03SVNTC	3	14	0.350	80 lbs.
WI14-04SVNTC	4	14	0.380	99 lbs.

Note: Other jackets, insulations, gauge sizes and conductor counts are available - contact your sales office.

Product Construction

CONDUCTOR:

- Stranded bare copper

Insulation:

- Flame-Retardant PVC with Nylon

SHIELD:

- Overall Aluminum-mylar tape with stranded

JACKET:

- Sunlight Resistant PVC
- Suitable for use to 90C (dry)

APPLICATIONS:

- Indoors
- Outdoors
- Direct Burial
- In ducts, conduits or cable trays
- Aerially

STANDARDS:

- UL Type TC
- Approved for class 1 remote-control and signalling circuits (NEC Art 725)

Coaxial Cable, Non-Plenum

UL Type CL2, UL & C (UL) Type CM

PART NUMBER	AWG. SIZE	INSULATION MATERIAL INCHES	SHIELD COVERAGE	NOMINAL O.D. INCHES	WT LBS.	NOMINAL CAPACITANCE PF/FT	NOMINAL CAPACITANCE PF/M	VELOCITY PROPAGATION %	NOMINAL IMPEDANCE Ω	NOMINAL ATTENUATION MHZ	NOMINAL ATTENUATION DB/100'
WRG6-1708 RG 6/U TYPE CATV	18 Ga. Solid CCS	Cellular Polyethylene 0.177	100% Flexfoil® +60% AL Braid	PVC 0.226	43 lbs.	16.00	52.50	81	75	1 10 50 100 200 500 1000	0.30 0.66 1.50 2.10 3.10 5.00 7.30
WRG6-1713 RG 6/U TYPE CCTV	18 Ga. Solid BC	Cellular Polyethylene 0.180	95% TC Braid	PVC 0.233	40 lbs.	16.00	52.50	81	75		
WRG6-1702 RG6/U Quad Shld CATV	18 Ga. Solid CCS	Cellular Polyethylene 0.180	100% Flexfoil® +40% AL Braid 100% Flexfoil® +60% AL Braid	PVC 0.295	33 lbs.	17.00	52.50	81	75	10 50 200 1000	0.85 1.00 2.05 7.55
WRG11-1711UL RG 11/U TYPE CATV	14 Ga. Solid CCS	Cellular Polyethylene 0.280	100% Flexfoil® Bonded +60% AL Braid	PVC 0.351	51 lbs.	16.00	52.50	81	75	1 10 50 100 200 500 1000 1450 1600 2200	0.15 0.57 1.09 1.59 2.35 3.94 6.19 7.45 8.30 9.18
WRG 11-1712 RG11/U TYPE CCTV	14 Ga. Solid BC	Cellular Polyethylene 0.280	95% TC Braid	PVC 0.395	81 lbs.	16.00	52.50	85	75		
WRG58-1723 RG 58U TYPE Thinnet	20 Ga. (19 x 32) CCS TC	Solid Polyethylene 0.116	100% Flexfoil® +95% TC Braid	PVC 0.165	29 lbs.	26.00	85.31	82	50	1 10 50 100 200 500 1000	0.60 1.30 2.90 4.20 6.10 10.00 14.80
WRG59-1700 RG 59U TYPE CATV	20 Ga. Solid CCS	Cellular Polyethylene 0.116	100% Flexfoil® +65% AI Braid	PVC 0.242	21 lbs.	16.00	52.50	78	75	1 10 50 100	0.34 1.07 1.77 2.50
WRG59-1721 RG 59/U TYPE CCTV	20 Ga. Solid BC	Polyethylene 0.146	95% BC Braid	PVC 0.201	34 lbs.	16.50	54.14	78	75	1 10 50 100 200 500 1000	0.78 1.90 1.98 2.80 4.10 6.82 9.64
WRG62-1704 RG 62/U TYPE Arcnet	22 Ga. Solid CCS	Polyethylene 0.146	95% BC Braid	PVC 0.201	28 lbs.	13.00	42.65	84	93	1 10 50 100 200 500 1000	0.30 0.85 1.90 2.70 3.80 5.90 8.34

Product Construction

CONDUCTOR:

- Solid bare copper, stranded tinned copper or solid copper clad steel

INSULATION:

- Premium grade, cellular or solid polyethylene

SHIELD:

- Bare or tinned copper or aluminum braid with or without a polyester supported aluminum foil shield

JACKET:

- PVC
- Temperature Range: 0°C to + 60°C

APPLICATIONS:

- RF signal transmission
- Video Display Terminals (VDT)
- CCTV and MATV
- Local Area Networks (LAN's)
- Programmable Logic Controllers (PLC's)
- Suggested voltage rating: 150 volts

COMPLIANCES:

- NEC Article 725 (UL: 60°C, 150V)
- NEC Article 800 (UL: 60°C, 300V)
- Designed to Meet NFPA 262 Flame Test

PACKAGING:

- 1000' (305m) Reels
- Other put-ups available– consult Customer Service

Coaxial Cable, Plenum

UL Type CL2P, UL & C (UL) Type CMP

PART NUMBER	AWG. SIZE	INSULATION MATERIAL INCHES		SHIELD COVERAGE	NOMINAL O.D. INCHES	WT LBS.	NOMINAL CAPACITANCE PF/FT	NOMINAL CAPACITANCE PF/M	VELOCITY PROPAGATION %	NOMINAL IMPEDANCE Ω	NOMINAL ATTENUATION MHZ	NOMINAL ATTENUATION DB/100'
WRG6-2717 RG 6/U TYPE Plenum - CATV	18 Ga. Solid BC	Cellular Fluoropolymer	0.170 4.318	100% Flexfoil® +90% AL Braid	Flexguard® PVC Natural	0.226 43 lbs.	16.00	52.50	86	75	1 10 50 100 200 500 1000	0.30 0.66 1.50 2.10 3.10 5.00 7.30
WRG6-2709 RG 6/U TYPE Plenum - CCTV	18 Ga. Solid BC	Cellular Polyethylene	0.170 4.318	95% TC Braid	Flexguard® PVC Natural	0.233 40 lbs.	16.00	52.50	86	75		
WRG6-2704 RG6/U Quad Shld Plenum - CATV	18 Ga. Solid CCS	Cellular Fluoropolymer	0.168	100% Flexfoil® +40% AL Braid 100% Flexfoil® +60% AL Braid	Low Smoke PVC	0.295 33 lbs.	17.00	54.12	82	75	10 50 200 900	1.50 2.40 3.20 7.90
WRG11-2730 RG 11/U TYPE Plenum - CATV	14 Ga. Solid CCS	Cellular Fluoropolymer	0.280 7.11	100% Flexfoil® +60% A.I. Braid	Flexguard® PVC Natural	0.351 51 lbs.	16.00	52.50	82	75	1 10 50 100 200 500 1000 1450 1600 2200	0.15 0.57 1.09 1.59 2.35 3.94 6.19 7.45 8.30 9.18
WRG11-2705 RG6/U TYPE Plenum - CCTV	14 Ga. Solid BC	Cellular Fluoropolymer	0.280 7.11	95% TC Braid	Flexguard® PVC Natural	0.395 81 lbs.	16.00	52.50	82	75		
WRG58-2711 RG 58/U TYPE Thinnet Plenum	20 Ga. (19 x 32) Stranded TC	Cellular Fluoropolymer	0.100 2.54	100% Flexfoil® +95% TC Braid	Flexguard® PVC Natural	0.165 29 lbs.	16.00	26.00	78	50	1 10 50 100 200 500 1000	0.60 1.30 2.90 4.20 6.10 10.00 14.80
WRG59-2701 RG 59/U TYPE Plenum CCTV	20 Ga. Solid BC	Cellular Fluoropolymer	0.145 3.68	95% BC Braid	Flexguard® PVC Natural	0.201 34 lbs.	16.50	54.14	82	75	1 10 50 100 200 500 1000	0.78 1.90 1.98 2.80 4.10 6.82 9.64
WRG62-2702 RG 62/U TYPE Plenum Arcnet	22 Ga. Solid BC	Cellular Fluoropolymer	0.145 3.56	95% BC Braid	Flexguard® PVC Natural	0.201 28 lbs.	13.00	42.65	84	93	1 10 50 100 200 500 1000	0.30 0.85 1.90 2.70 3.80 5.90 8.34

Product Construction

CONDUCTOR:

- Solid bare copper, stranded tinned copper or solid copper clad steel

INSULATION:

- Premium grade, cellular Fluoropolymer

SHIELD:

- Bare or tinned copper or aluminum braid with or without a polyester supported aluminum foil shield

JACKET:

- Flexguard® PVC, Natural
- Temperature Range: 0°C to + 60°C

APPLICATIONS:

- RF signal transmission
- Video Display Terminals (VDT)
- CCTV and MATV
- Local Area Networks (LAN's)
- Programmable Logic Controllers (PLC's)
- Suggested voltage rating: 150 volts

COMPLIANCES:

- NEC Article 725 (UL: 60°C, 150V)
- NEC Article 800 (UL: 60°C, 300V)
- Designed to Meet NFPA 262 Flame Test

PACKAGING:

- 1000' (305m) Reels
- Other put-ups available– consult Customer Service

NON-PLENUM

PART NUMBER	GAUGE SIZE	NO. OF COND.	CONDUCTOR STRAND	JACKET COLOR	NOM. O.D. INCHES	WT
CATEGORY 3						
W242P-1071	24	2pr	Solid	***	0.13	9 lbs.
W243P-1027	24	3pr	Solid	***	0.15	13 lbs.
W244P-1054	24	4pr	Solid	***	0.16	16 lbs.
W2425P-1070	24	25pr	Solid	***	0.39	105 lbs.
CATEGORY 5e						
W244P-1446	24	4pr	Solid	***	0.20	21 lbs.
CATEGORY 6						
W244P-1914	23	4pr	Solid	***	0.220	28 lbs.

**** Various colors available. Consult sales office for options.*

Product Construction

CONDUCTOR: Solid Bare copper

INSULATION:
- Semi-rigid PVC

JACKET:
- Premium grade PVC
- Sequential footage markings

APPLICATION:
- Voice
- Data

COMPLIANCES:
- ANSI/TIA/EIA 568B.2 (Category 3)
- ANSI/ICEA S-90-861 (Category 3)
- ANSI/TIA/EIA-568-B.2 (Category 5e)
- ICEA S-90-861 (Category 5e)
- ICEA S-102-700 (Category 6)
- UL & c(UL) Type CMR

PACKAGING:
- 1000 ft. (305m) pay-out cartons
- 1000 ft. (305m) spools or reels

DIRECT BURIAL

PART NUMBER	GAUGE SIZE	NO. OF COND.	CONDUCTOR STRAND	JACKET COLOR	NOM. O.D. INCHES	WT
CATEGORY 5e						
W244P-1897	24	4pr	Solid	Black	0.216	22 lbs.
CATEGORY 6						
W244P-1589	23	4pr	Solid	Black	0.244	30 lbs.

Product Construction

CONDUCTOR: Solid bare copper

INSULATION:
- Polyethylene
- Water Block Tape

JACKET:
- Low density polyethylene

APPLICATION:
- Direct burial
- Outdoor

PLENUM

PART NUMBER	GAUGE SIZE	NO. OF COND.	CONDUCTOR STRAND	JACKET COLOR	NOM. O.D. INCHES	WT
CATEGORY 3						
W243P-2157	24	2pr	Solid	White***	0.15	13 lbs.
W244P-2027	24	3pr	Solid	White***	0.26	17 lbs.
CATEGORY 5e						
W244P-2175	24	4pr	Solid	Blue***	0.175	21 lbs.
W244P-2176	24	4pr	Solid	White***	0.175	21 lbs.
CATEGORY 6						
W244P-2274	23	4pr	Solid	White***	0.215	28 lbs.

**** Various colors available. Consult sales office for options.*

Product Construction

CONDUCTOR: Solid Bare copper

INSULATION:
- FEP

JACKET:
- Low smoke flame retardant PVC
- Sequential footage markings

APPLICATION:
- Voice
- Data

COMPLIANCES:
- ANSI/TIA/EIA 568B.2 (Category 3)
- ANSI/ICEA S-90-861(Category 3)
- ANSI/TIA/EIA-568-B.2 (Category 5e)
- ICEA S-90-861(Category 5e)
- ICEA S-102-700 (Category 6)
- ANSI/TIA/EIA-568-B.2-1(Category 6)
- UL & c(UL) Type CMP

PACKAGING:
- 1000 ft. (305m) pay-out cartons
- 1000 ft. (305m) spools or reels

Cooper Wheelock Hardware

PART NUMBER	MFG #'S	ORDER CODE	HARDWARE DESCRIPTION
W8105	HNR	6292	Wall Mount 24V Horn 2 Wire – RED
W8106	HNW	6356	Wall Mount 24V Horn 2 Wire – WHITE
W8135	HNRC	8967	Ceiling Mount 24V Horn 2 Wire – RED
W8136	HNWC	8972	Ceiling Mount 24V Horn 2 Wire – WHITE
WALL/CEILING MOUNT AUDIBLE			
W8100	HSR	7249	Wall Mount Multi-Candela Horn/Strobe 2 Wire – RED
W8101	HSW	7252	Wall Mount Multi-Candela Horn/Strobe 2 Wire – WHITE
W8130	HSRC	7459	Wall Mount Multi-Candela Horn/Strobe 4 Wire – RED
W8131	HSWC	7464	Wall Mount Multi-Candela Horn/Strobe 4 Wire – WHITE
WALL/CEILING MOUNT STROBES			
W8102	STR	7380	Wall Mount Multi-Candela Strobe / 24V – RED
W8103	STW	7685	Wall Mount Multi-Candela Strobe / 24V – WHITE
W8132	STRC	7477	Wall Mount Multi-Candela Strobe / 24V – RED *SNAP COVER*
W8133	STRW	7488	Wall Mount Multi-Candela Strobe / 24V – WHITE *SNAP COVER*
SPEAKERS, SPEAKER STROBES & ACCESSORIES			
W8097R	E60-R	3746	Ceiling Mount Speaker Only – RED
W8097W	E60-W	3745	Ceiling Mount Speaker Only – WHITE
W8065R	E70-R	7866	Wall / Ceiling Mount 2W Speaker Only – Square – RED
W8065W	E70-W	7868	Wall / Ceiling Mount 2W Speaker Only – Square – WHITE
W8062W	E90-W	7869	Wall / Ceiling Mount 2W Speaker Only – Round – WHITE
W8052	E50-24MCW-FW	227	Wall Mount Speaker Strobe Multi CD – Square -WHITE
W8052R	E50-24MCW-FR	226	Wall Mount Speaker Strobe Multi CD – Square – RED
W8098R	E60-24MCC-FR	3748	Ceiling Mount Speaker Strobe Multi-Candela – RED
W8098W	E60-24MCC-FW	3750	Ceiling Mount Speaker Strobe Multi-Candela – WHITE
W8069R	E70-24MCW-FR	9022	Wall Speaker Strobe Multi CD – Square – RED
W8069W	E70-24MCW-FW	9023	Wall Speaker Strobe Multi CD – Square – WHITE
W8063W	E90-24MCC-FW	3166	Ceiling Mount Speaker Strobe Multi-Candela – WHITE
W8085	SSB-4	3380	4-inch Speaker & Speaker/Strobe Support Bracket Tile
POWER SUPPLIES & SYNC MODULES			
W8064-8	PS-8	5531	8-AMP 12/24 VDC Power Supply
W8074	SM-12/24-R	6369	Sync Module – RED
W8074R	DSM 12/24R	6374	Dual Sync Module – RED
W8064-6	PS-6	5530	6-AMP 12/24 VDC Power Supply
WEATHERPROOF AUDIBLES, STROBES & ACCESSORIES			
W8070-24WPR	AH-24WP-R	7416	Wall / Ceiling Horn Only – RED
W8079R	WBB-R	2959	Weatherproof Backbox For AH – RED
W8083W-75	ASWP-2475W-FR	9012	Wall Mount Horn/Strobe 24V, 75CD – RED
W8084	WPBB-R	9014	Weatherproof Backbox for ASWP – RED
WFP-R	WFP-R	4696	Mounting Plate for ASWP, Flush, Outdoor – RED
W8087R-75	RSSWP-2475W-FR	9013	Wall Mount Strobe Only, 24V, 75CD – RED
W8086	WPSBB-R	9751	Weatherproof Backbox for RSSWP – RED

** Please allow us to assist you with any of your Safepath (Multi-function Facility Communications Systems) needs as well.*

W8064-8 *(PS-8)*

W8102 *(STR)*

W8105 *(HNR)*

W8131 *(HSWC)*

W8098W *(E60-24MCC-FW)*

W8063W *(E90-24MCC-FW)*

HARDWARE

Fire-lite Hardware

FIRE-LITE ALARMS

PART NUMBER	MFG #'S	HARDWARE DESCRIPTION
CONVENTIONAL FIRE ALARM CONTROL PANELS		
WMS2	MS-2	Fire Alarm Control Panel, 2-Zone, Class B, 24VDC, One Class B NAC
WMS4	MS-4	Fire Alarm Control Panel, 4-Zone, Class B/A , 24VDC, One Class B/A NAC
WMS5UD-3	MS-5UD	Fire Alarm Control Panel, 5-Zone, Class B/A, 24VDC with 3.0 A FLPS
WMS10UD-7	MS-10UD	Fire Alarm Control Panel, 10-Zone, Class B/A, 24VDC with 7.0 A FLPS
INTELLIGENT ADDRESSABLE FIRE ALARM CONTROL PANELS		
WMS9050UD	MS-9050UD	50 Pt Addressable panel, supports 50 modules or detectors in any combination
WMS9200UDLS	MS-9200UDLS	Addressable Fire Alarm Control,198-Points on One Signaling Line Circuit (SLC) Loop, 24VDC
WMS9600	MS-9600	Addressable Fire Alarm Control, 636-Points on Two Signaling Line Circuit's (SLC's), (2nd SLC optional),24VDC
CENTRAL STATION EQUIPMENT		
W411	411	3 Channel, dual line slave DACT. Requires PRO-411 programmer.
W411UD	411UD	4 Channel dual line slave programmer DACT, Form-C Relay and Up/Download Capability. Requires PRO-411.
WDACTUD	DACT-UD	Upload / Download Digital Alarm Communicator Transmitter for the MS-9600
WIPDACTUD	IPDACT-UD	Internet Digital Alarm communicator supports upload/download from Central Station Receiver only
POWER SUPPLIES		
WFCPS24FS6	FCPS-24FS6	Remote Power Supply/Signal Circuit Expander, 6 Amps, 2 Class A & 2 Class B or 4 Class B NACs, Integral Battery Charger capable of 18 AH, Supports System Sensor, Wheelock, & Gentex (Up to Commander 2 Only) Sync Protocol
WFCPS24F58	FCPS-24FS8	Remote Power Supply/Sigtnal Circuit Expander, 8 Amps, 2 Class A/ 2 Class B or 4 Class B NACs, Integral Battery Charger up to 18 AH, Supports System Sensor, Wheelock, & Gentex (Up to Commander 2 Only) Sync Protocol
ANNUNCIATORS		
WANN80	ANN-80	80 Char LCD serial annunciator – Use with MS-5UD, MS-10UD and MS-9050UD
WLCD80F	LCD-80F	80-Character Remote Annunciator – Use with MS-9200UDLS and MS-9600
INTELLIGENT ADDRESSABLE DEVICES		
WSD355	SD355	Addressable Low-Profile Photoelectric Smoke Detector
WH355	H355	Addressable Heat Detector
WAD355	AD355	ADAPT, Addressable Multi-sensing detector, Low-Profile Photoelectric Smoke Detector and Thermal, Capable of Heat-Only alarm mode. Clip Mode Only.
WD350PL	D350PL	Addressable Photoelectric Low-Flow Duct Detector, Includes Smoke Head
WBEAM355	BEAM355	Addressable Beam Detector
WBG12LX	BG-12LX	Addressable Manual Pull Station, Dual-Action, Lexan, Key Lock
INTELLIGENT ADDRESSABLE MONITOR/CONTROL MODULARS		
WCMF300	CMF-300	Addressable Control Module -- One Supervised, Style Y/Z (Class A/B) Notification Appliance (Bell) Circuit.
WCRF300	CRF-300	Addressable Relay Module -Built-In Two Form-C Relays
WMDF300	MDF-300	Same as MMF-300, w/one additional Style B/D (Class A/B) Initiating Device Circuit
WMMF300	MMF-300	Addressable Monitor Module, One Style B/D (Class A/B) Initiating Device Circuit for Monitoring N/O Contact Devices, includes Polling LED
WMMF301	MMF-301	Addressable Mini-Monitor Module, One Style B (Class B) Initiating Device Circuit for Monitoring N/O Contact Devices, Does Not Include a Polling LED
WMMF302	MMF-302	Addressable Monitor Module, One Style B (Class B) Initiating Device Circuit for Monitoring Compatible 2-Wire Smoke Detectors, includes Polling LED. Refer to the Fire-Lite Alarms Device Compatibility Document #15384 for list of compatible detectors.

WMS9200UDLS *(MS-9200UDLS)*

W411 *(411 Series)*

WSD355 *(SD355)*

HARDWARE

Aiphone Hardware

AIPHONE®

PART NUMBER	MFG #'S	HARDWARE DESCRIPTION
AUDIO SYSTEMS:		
WAT406	AT-406	Set - 2 Handsets, White (AT-206, AT-306)
WAT306	AT-306	White Handset Sub For AT-406
WAT406B	AT-406B	Set - 2 Handsets, Charcoal Gray (AT-206B, AT-306B)
WC123L/A	C-123L/A	Chime Com Set, 1 Door, 1 Master
WC123LW	C-123LW	Dual Master Chime Com Set, 1 Door, 2 Masters, Incl. DAK-2S
WCML/A	C-ML/A	Master Station For C-123L/A, Incl. DAK-2S
WCCS-1A	CCS-1A	Chime Com 2 Set, 1 Door, 1 Master
WLEM-1DL	LEM-1DL	1-Call Surface Mount Master With Door Release
WLEM-1DLS	LEM-1DLS	Access Sentry Set (LEM-1DL, LE-D, PT-1210N)
WDBS1A	DBS-1A	DB Series 1 Door, 1 Master Kit (Kit Contains: DA-1DS, DB-1MD, PT-1211C)
WDB1SD	DB-1SD	Hands-Free Sub Master Station
VIDEO SYSTEMS:		
WJKS1AD	JKS-1AD	Pantilt Zoom Hands-Free 1x2 Color Video Set (JK-1MD, JK-DA, PS-1820UL)
WJKS1ADF	JKS-1ADF	Pantilt Zoom Hands-Free 1x2 Color Video Set (JK-1MD, JK-DVF, PS-1820UL)
WJKS1ADV	JKS-1ADV	Pantilt Zoom Hands-Free 1x2 Color Video Set (JK-1MD, JK-DV, PS-1820UL)
WJKS1AED	JKS-1AED	Pantilt Zoom Hands-Free 1x2 Color Video Set w/Memory (JK-1MED, JK-DA, PS-1820UL)
WJKS1AEDF	JKS-1AEDF	Pantilt Zoom Hands-Free 1x2 Color Video Set w/Memory (JK-1MED, JK-DVF, PS-1820UL)
WJKS1AEDV	JKS-1AEDV	Pantilt Zoom Hands-Free 1x2 Color Video Set w/Memory (JK-1MED, JK-DV, PS-1820UL)
WJK1HD	JK-1HD	Hands-Free Video Sub Master For Jk Series
WJFS2AED	JFS-2AED	Hands-Free 2x3 Color Video Standard Set (JF-2MED, JF-DA, PS-1820UL)
WJFS2AEDF	JFS-2AEDF	Hands-Free 2x3 Color Video Vandal Flush Set (JF-2MED, JF-DVF, PS-1820UL)
WJFS2AEDV	JFS-2AEDV	Hands-Free 2x3 Color Vid, Set Vandal (JF-2MED, JF-DV, PS-1820UL)
WJF2HD	JF-2HD	Hands-Free Sub Master For JF-2MED
WJFDA	JF-DA	JF Surface Mount Color Video Door Station
WJFDV	JF-DV	JF Surface Mount Color Vandal Door Station
WJFDVF	JF-DVF	JF Flush Mount Color Vandal Door Station - Stainless Steel
WAX084C	AX-084C	AX Series Central Exchange Unit (4 Master - 8 Door)
WAX248C	AX-248C	AX Series Central Exchange Unit (8 Master - 24 Door)
WAX8M	AX-8M	Audio Master Station
WAX8MV	AX-8MV	Audio/Video Master Station, Black
WAXDV	AX-DV	Surface Vandal Video Door Station
WAXDVF	AX-DVF	Flush Vandal Video Door Station, Stainless Steel Faceplate
WAXDM	AX-DM	Mullion Audio Door Station
WIFDA	IF-DA	Surface Mount Door Station, Brown Plastic
WIEJA	IE-JA	Flush Mount Door Station, Stainless Steel Cover
WIESS	IE-SS	FL MT 2-Gang Sub Station, Stainless Steel
WSBX2G	SBX-2G	2-Gang Stainless Steel Surface Mount Box
POWER SUPPLIES:		
WPS1225UL	PS-1225UL	12V DC Power Supply, 2.5A, UL
WPS1820UL	PS-1820UL	18V DC Power Supply, 2A UL
WPS2420UL	PS-2420UL	24V DC Power Supply, 2A UL
WPT-1210N	PT-1210N	12V AC Plug-In Transformer, 110V Input, UL
WPT1211C	PT-1211C	15V AC Plug-In Transformer, 110V Input, UL
WSKK620B	SKK-620B	6V DC Power Supply, 200MA, 110V Input, UL

HARDWARE

BELDEN TO CONNECT-AIR PART NUMBER CROSS-REFERENCE

Belden	*Connect-Air Part No.*
513945	WRG11-1712
533945	WRG6-1713
539945	WRG6-1832
543945	WRG59-1721
549945	WRG59-1805
613948	WRG11-2705
633938	WRG6-2717
633948	WRG6-2709
639948	WRG6-2832
643948	WRG59-2701
649948	WRG59-2805
5000FE	W121P-1377
5000UE	W121P-1058
5020FL	W121P-1653
5020UL	W121P-1624
5100FE	W141P-1219
5100UE	W141P-1081
5102UE	W144C-1109
5120FJ	W141P-1649
5120FL	W141P-1600
5120UL	W141P-1607
5122FL	W144C-1650
5122UL	W144C-1651
5200FE	W161P-1010
5200UE	W161P-1031
5201FE	W163C-1469
5201UE	W163C-1904
5202FE	W164C-1953
5202UE	W164C-1123
5220FJ	W161P-1609
5220FL	W161P-1606
5220UJ	W161P-1647
5220UL	W161P-1601
5222FL	W164C-1628
5222UL	W164C-1614
5300FE	W181P-1003
5300UE	W181P-1002
5301FE	W183C-1240
5301UE	W183C-1045
5302FE	W184C-1051

Belden	*Connect-Air Part No.*
5302UE	W184C-1037
5304FE	W186C-1046
5304UE	W186C-1049
5306FE	W188C-1068
5306UE	W188C-1041
5309UE	W1812C-1236
5320FE	W181P-1154
5320FJ	W181P-1608
5320FL	W181P-1603
5320UE	W181P-1153
5320UJ	W181P-1617
5320UL	W181P-1604
5322FL	W184C-1605
5322UL	W184C-1602
5324UL	W186C-1654
5326UL	W188C-1667
5339B5	WRG6-1708
5400FE	W201P-1069
5400UE	W201P-1014
5401FE	W203C-1019
5401UE	W203C-1076
5402FE	W204C-1207
5402UE	W204C-1129
5500FE	W221P-1001
5500UE	W221P-1052
5501FE	W223C-1097
5501UE	W223C-1193
5502FE	W224C-1005
5502UE	W224C-1108
5504FE	W226C-1042
5504UE	W226C-1024
5506FE	W228C-1252
5506UE	W228C-1906B
5508FE	W2210C-1451
5508UE	W2210C-1149
5509FE	W2212C-1198
5509UE	W2212C-1286
5520FE	W221P-1234
5520UE	W221P-1023
5522UE	W224C-1057

Belden	*Connect-Air Part No.*
5539Y5	WRG62-1704
6000FE	W121P-2144
6000UE	W121P-2151
6002UE	W124C-2271
6020FL	W121P-2645
6020UL	W121P-2613
6100FE	W141P-2087
6100UE	W141P-2013
6101FE	W143C-2219
6102UE	W144C-2093
6120FL	W141P-2605
6120UJ	W141P-2646
6120UL	W141P-2611
6122FL	W144C-2642
6122UL	W144C-2640
6139B8	WRG11-2730
6200FE	W161P-2084
6200UE	W161P-2062
6201FE	W163C-2018
6201UE	W163C-2008
6202FE	W164C-2155
6202UE	W164C-2102
6220FK	W161P-2634
6220FL	W161P-2602
6220UJ	W161P-2633
6220UL	W161P-2601
6222FL	W164C-2604
6222UL	W164C-2637
6300FE	W181P-2040
6300UE	W181P-2051
6301FE	W183C-2058
6301UE	W183C-2052
6302FE	W184C-2059
6302UE	W184C-2099
6304FE	W186C-2055
6304UE	W186C-2054
6306FE	W188C-2030
6306UE	W188C-2046
6308UE	W1810C-2078
6309FE	W1812C-2145

Belden	*Connect-Air Part No.*
6309UE	W1812C-2148
6320FE	W181P-2252
6320FK	W181P-2620
6320FL	W181P-2601
6320UE	W181P-2095
6320UJ	W181P-2622
6320UL	W181P-2600
6322FL	W184C-2621
6322UL	W184C-2607
6324UL	W186C-2647
6342FE	W183P-2135
6343FE	W184P-2286
6400FE	W201P-2057
6400UE	W201P-2053
6401FE	W203C-2173
6401UE	W203C-2064
6402FE	W204C-2124
6402UE	W204C-2065
6439C8	WRG59-2713
6500FE	W221P-2044
6500UE	W221P-2005
6501FE	W223C-2144
6501UE	W223C-2036
6502FE	W224C-2020
6502UE	W224C-2057
6504FE	W226C-2077
6504UE	W226C-2083
6506FE	W228C-2032
6506UE	W228C-2089
6509UE	W2212C-2235
6520FE	W221P-2153
6520UE	W221P-2159
6522UE	W224C-2160
6539Y8	WRG62-2702
6541FE	W222P-2147
6541UE	W222P-2198
6542FE	W223P-2143
6543FE	W224P-2999
6545FE	W226P-2096

This cross reference is intended as a guide only to represent functional equivalents. There may be some variance in construction and color codes. Please refer to your Sales Office for more specific information.

Connect-Air assumes no responsibility for variances due to construction changes, industry or agency updates.

WEST PENN TO CONNECT-AIR PART NUMBER CROSS-REFERENCE

West Penn	*Connect-Air Part No.*
220	W221P-1023
221	W221P-1052
222	W201P-1014
224	W181P-1002
225	W161P-1031
226	W141P-1081
227	W121P-1058
228	W181P-1153
231	W223C-1193
232	W203C-1076
234	W183C-1045
235	W163C-1904
241	W224C-1108
242	W204C-1129
244	W184C-1037
245	W164C-1123
246	W144C-1109
270	W226C-1024
271	W228C-1906B
272	W2210C-1149
273	W2212C-1286
283	W1812C-1236
290	W221P-1234
291	W221P-1001
292	W201P-1069
293	W181P-1003
294	W161P-1010
295	W141P-1219
296	W121P-1377
301	W223C-1097
302	W203C-1019
303	W183C-1240
304	W163C-1469
700	W144C-1651
806	WRG6-1713
811	WRG11-1712
815	WRG59-1721
816	WRG59-1729
840	WRG59-1732

West Penn	*Connect-Air Part No.*
841	WRG6-1708
862	WRG58-1723
975	W181P-1603
977	W184C-1605
980	W181P-1604
982	W184C-1602
984	W186C-1654
986	W188C-1667
990	W161P-1601
991	W161P-1606
992	W164C-1614
993	W164C-1628
994	W141P-1607
995	W141P-1600
998	W121P-1624
999	W121P-1653
1100	WRG11-1711UL
2815	WRG59-1805
3011	W204C-1207
3021	W186C-1046
3241	W224C-1005
3244	W184C-1051
3245	W164C-1953
3270	W226C-1042
3271	W228C-1252
3272	W2210C-1451
3273	W2212C-1198
3283	W1812C-1966
4245	W244P-1446
4246	W244P-1914
5900	WRG59-1700
25235	W163C-2008
25440	W182P-2147
25441	W183P-2213
25806	WRG6-2709
25811	WRG11-2705
25815	WRG59-2701
25841	WRG6-2717
25862	WRG58-2711

West Penn	*Connect-Air Part No.*
50231	W223C-2036
77293	W181P-1289
82262	WRG62-2702
252815	WRG59-2805
252825	WRG59-2723
25355B	W222P-2290
254245	W244P-2175
254245	W244P-2176
254246	W244P-2274
25186B	W186C-2054
25221B	W221P-2005
25222B	W201P-2053
25224B	W181P-2051
25225B	W161P-2062
25226B	W141P-2013
25227B	W121P-2151
25234B	W183C-2052
25241B	W224C-2057
25242B	W204C-2065
25244B	W184C-2099
25270B	W226C-2083
25271B	W228C-2089
25273B	W2212C-2186
25284B	W161P-2084
25290B	W221P-2153
25291B	W221P-2044
25292B	W201P-2057
25293B	W181P-2040
25295B	W141P-2087
25296B	W121P-2144
25301B	W223C-2144
25303B	W183C-2058
253186B	W186C-2055
253241B	W224C-2020
253244B	W184C-2059
253270B	W226C-2077
253271B	W228C-2032
60164B	W164C-2637
603164B	W161P-2604

West Penn	*Connect-Air Part No.*
60700B	W144C-2640
60975B	W181P-2601
60977B	W184C-2621
60980B	W181P-2600
60982B	W184C-2607
60990B	W161P-2602
60991B	W161P-2601
60992B	W141P-2605
60993B	W141P-2611
60995B	W121P-2613
AQ224	W181P-1679
AQ225	W161P-1657
AQ226	W141P-1663
AQ244	W184C-1693
AQ245	W164C-1672
AQ293	W181P-1676
AQ294	W161P-1661
AQ295	W141P-1662
D25510	W222P-2009
D60975	W181P-2620
D60990	W161P-2634
D975	W181P-1608
D980	W181P-1617
D990	W161P-1647
D991	W161P-1609
D995	W141P-1649
WP52995	W244P-1054
WP54854	W244P-2027
WP54980	W243P-2157
WP54982	W244P-1071
WP54983	W243P-1027

This cross reference is intended as a guide only to represent functional equivalents. There may be some variance in construction and color codes. Please refer to your Sales Office for more specific information.

Connect-Air assumes no responsibility for variances due to construction changes, industry or agency updates.

CONNECT-AIR PART NUMBER INDEX

CAI Part No.	Pg. #
W121P-1058	4, 18
W121P-1377	5, 19
W121P-1624	11
W121P-1653	11
W121P-2144	7, 21
W121P-2151	6, 20
W121P-2613	15
W121P-2643	16
W121P-2645	15
W124C-1656	11
W124C-1659	11
W124C-2271	6, 20
W124C-2273	7, 21
W124C-2641	15
W141P-1081	4, 18
W141P-1110	25
W141P-1219	5, 19
W141P-1600	11
W141P-1600CI	14
W141P-1600CIC	14
W141P-1607	11
W141P-1607CI	14
W141P-1607CIC	14
W141P-1607MC	14
W141P-1649	12
W141P-1656	12
W141P-1662	13
W141P-1663	13
W141P-2013	6, 20
W141P-2013NVBL	23
W141P-2087	7, 21
W141P-2605	15
W141P-2611	15
W141P-2635	16
W141P-2646	16
W14224C-2810	21
W144C-1109	4, 18
W144C-1650	11
W144C-1650CI	14
W144C-1650CIC	14
W144C-1651	11
W144C-1651CI	14
W144C-1651CIC	14
W144C-1651MC	14
W144C-1699	13
W144C-1971	5, 19
W144C-2093	6, 20
W144C-2297	7, 21
W144C-2640	15
W144C-2642	15
W161C-1031	4
W161P-1010	5, 19
W161P-1031	18
W161P-1047	25
W161P-1276	24
W161P-1601	11
W161P-1601CI	14
W161P-1601CIC	14
W161P-1601MC	14
W161P-1606	11
W161P-1606CI	14

CAI Part No.	Pg. #
W161P-1606CIC	14
W161P-1609	12
W161P-1647	12
W161P-1657	13
W161P-1661	13
W161P-2062	6, 20,22
W161P-2084	7, 21,23
W161P-2601	15
W161P-2602	15
W161P-2633	16
W161P-2634	16
W163C-1469	5, 19
W163C-1904	4, 18
W163C-2008	6, 20
W163C-2018	7, 21
W164C-1123	4, 18
W164C-1428	24
W164C-1614	11
W164C-1614CI	14
W164C-1614CIC	14
W164C-1614MC	14
W164C-1628	11
W164C-1628CI	14
W164C-1628CIC	14
W164C-1953	5, 19
W164C-2102	6, 20
W164C-2155	7, 21
W164C-2604	15
W164C-2637	15
W1810C-1003	5, 19
W1810C-2078	6, 20
W1810C-2088	7, 21
W1812C-1236	4, 18
W1812C-1966	5, 19
W1812C-2145	7, 21
W1812C-2148	6, 20
W181P-1002	4, 18
W181P-1003	5, 19
W181P-1060G	23
W181P-1072	21
W181P-1105	24
W181P-1416	25
W181P-1603	11
W181P-1603CI	14
W181P-1603CIC	14
W181P-1604	11
W181P-1604CIC	14
W181P-1604MC	14
W181P-1608	12
W181P-1617	12
W181P-1676	13
W181P-1679	13
W181P-2028XRB	23
W181P-2040	7, 21,23
W181P-2051	6, 20, 22
W181P-2051YRB	22
W181P-2540	22
W181P-2600	15
W181P-2601	15
W181P-2620	16
W181P-2622	16
W181P-5041LAN	23
W182P-2147	8
W183C-1045	4, 18
W183C-1052	25
W183C-1240	5, 19
W183C-1245	24
W183C-2052	6, 20
W183C-2058	7, 21,23

CAI Part No.	Pg. #
W183C-2058BLBJC	22
W183C-2058BLRB	22
W183C-2552	22
W183C-5043LAN	23
W183P-2210	8
W183P-2213	8
W184C-1037	4, 18
W184C-1051	5, 19
W184C-1054	25
W184C-1054	25
W184C-1270	24
W184C-1602	11
W184C-1602CIC	14
W184C-1602MC	14
W184C-1605	11
W184C-1605CI	14
W184C-1605CIC	14
W184C-1693	13
W184C-2059	7, 21
W184C-2099	6, 20
W184C-2099P	22
W184C-2286	8
W184C-2607	15
W184C-2621	15
W186C-1046	5, 19
W186C-1049	4,18
W186C-1391	24
W186C-1497	25
W186C-1654	11
W186C-2054	6, 20
W186C-2055	7, 21
W186C-2644	15
W186C-2651	15
W188C-1041	4, 18
W188C-1068	5, 19
W188C-1552	24
W188C-1667	11
W188C-2030	7, 21
W188C-2046	6, 20
W20185C-2816TCS	23
W201P-1014	4, 18
W201P-1069	5, 19
W201P-2053	6, 20
W201P-2053BLUSM	23
W201P-2053RIB	22
W201P-2057	7, 21
W203C-1019	5, 19
W203C-1076	4, 18
W203C-2064	6, 20
W203C-2173	7, 21
W204C-1129	4, 18
W204C-1207	5, 19
W204C-2065	6, 20
W204C-2065P	22
W204C-2124	7, 21
W2210C-1149	4, 18
W2210C-1451	5, 19
W2212C-1198	5, 19
W2212C-1286	4, 18
W2212C-2235	6, 20
W221P-1001	5, 19
W221P-1002B	22
W221P-1002PE	23
W221P-1003B	22
W221P-1003PE	23
W221P-1052	4, 18
W221P-2001B	22,23
W221P-2001GRB	22

CAI Part No.	Pg. #
W221P-2001ORWS	23
W221P-2002B	22
W221P-2005	6, 20,22
W221P-2044	7, 21
W221P-2227RIB	22
W221P-2544	21
W221P-2544LAN	21
W221P-2544OR	21
W222P-1004B	22
W222P-1005B	22
W222P-1005LT	23
W222P-2003B	22
W222P-2004B	22
W222P-2009	8
W222P-2147	8
W222P-2147BRNJC	22
W223C-1097	5, 19
W223C-1193	4, 18
W223C-2036	6, 20,22
W223C-2060XRIB	23
W223C-2060YPC	23
W223C-2144	7, 21
W223C-2144FCBL	22
W223C-2560	21
W223P-2143	8
W223P-2150	8
W224C-1005	5, 19
W224C-1108	4, 18
W224C-2020	7, 21
W224C-2057	6, 20
W224P-2999	8
W226C-1024	4, 18
W226C-1042	5, 19
W226C-2077	7, 21
W226C-2083	6, 20
W226P-2096	8
W228C-1252	5, 19
W228C-1906	4,18
W228C-2032	7, 21
W228C-2089	6, 20
W24163P-1823	9
W24163P-1823S	9
W24163P-2823	9
W24163P-2823S	9
W24182P-2306BL	22
W241P-2000FB	21,23
W241P-2000FB	22
W241P-2000FB/BL	21
W241P-2000FBLRB	22
W241P-2000FBRSP	22
W241P-2000FRIB	22
W241P-2000GRN	21
W241P-5400BLNRB	23
W241P-5400FLNRB	23
W2425P-1070	28
W242P-1071	28
W243P-1027	28
W243P-2157	22,23,28
W244P-1054	28
W244P-1446	28
W244P-1589	28
W244P-1897	28
W244P-1914	28
W244P-2027	28
W244P-2175	28
W244P-2176	28

CAI Part No.	Pg. #
W244P-2274	28
W8471-1	23
W8471-2	23
W8723-1	23
W8723-2	23
W9182-1	23
W9182-2	23
WI14-02SVNTC	24
WI14-03SVNTC	24
WI14-03VNTC	25
WI14-04SVNTC	24
WI14-04VNTC	25
WI14-06VNTC	25
WI16-03SVNTC	24
WI16-03VNTC	25
WI16-04VNTC	25
WI16-06SVNTC	24
WI16-06VNTC	25
WI16-08VNTC	25
WI18-02SVNTC	24
WI18-08VNTC	25
WRG11-1711UL	26
WRG11-1712	26
WRG11-2705	27
WRG11-2730	27
WRG58-1723	26
WRG58-2711	27
WRG59-1700	26
WRG59-1721	9, 26
WRG59-1805	9
WRG59-2701	9, 27
WRG59-2805	9
WRG6-1702	26
WRG6-1708	26
WRG6-1713	26
WRG6-1832	9
WRG62-1704	26
WRG62-2702	27
WRG6-2704	27
WRG6-2709	27
WRG6-2717	27
WRG6-2832	9
WSECCOMP-1820	10
WSECCOMP-2812	10
WSECCOMP-2813	10
WSECCOMP-2814	10
WSECCOMP-2825	10

Partial list of lines available:

Destination Audio

ifs International Fiber Systems Incorporated

ACT FASTENING SOLUTIONS
A Division Of Advanced Cable Ties, Inc.

Dottie

LAKE CABLE, LLC.

AIPHONE®

Draka Comteq

OPTICAL CABLE CORPORATION

AFC
CABLE SYSTEM S

ELK PRODUCTS, INC.

NVT

ALEPH AMERICA CORP.

FIRE-LITE ALARMS

speco technologies®

Altronix®

GRI

TAPPAN
Wire & Cable Inc.

COLEMAN CABLE INCORPORATED

General Cable

Thomas&Betts

COMTRAN Corporation
Wire and Cable for Vital Communication Applications

GENTEX CORPORATION
A Smarter Vision®

tyco
Thermal Controls

control by light

HCM
Hitachi Cable Manchester

WEST PENN WIRE/CDT
a division of
CABLE DESIGN TECHNOLOGIES

COOPER Wheelock

HellermannTyton®
A SPIRENT Company

CMH Certified
Canadian Standard Association

CONNECT AIR Wire and Cable

REGIONAL SALES OFFICES

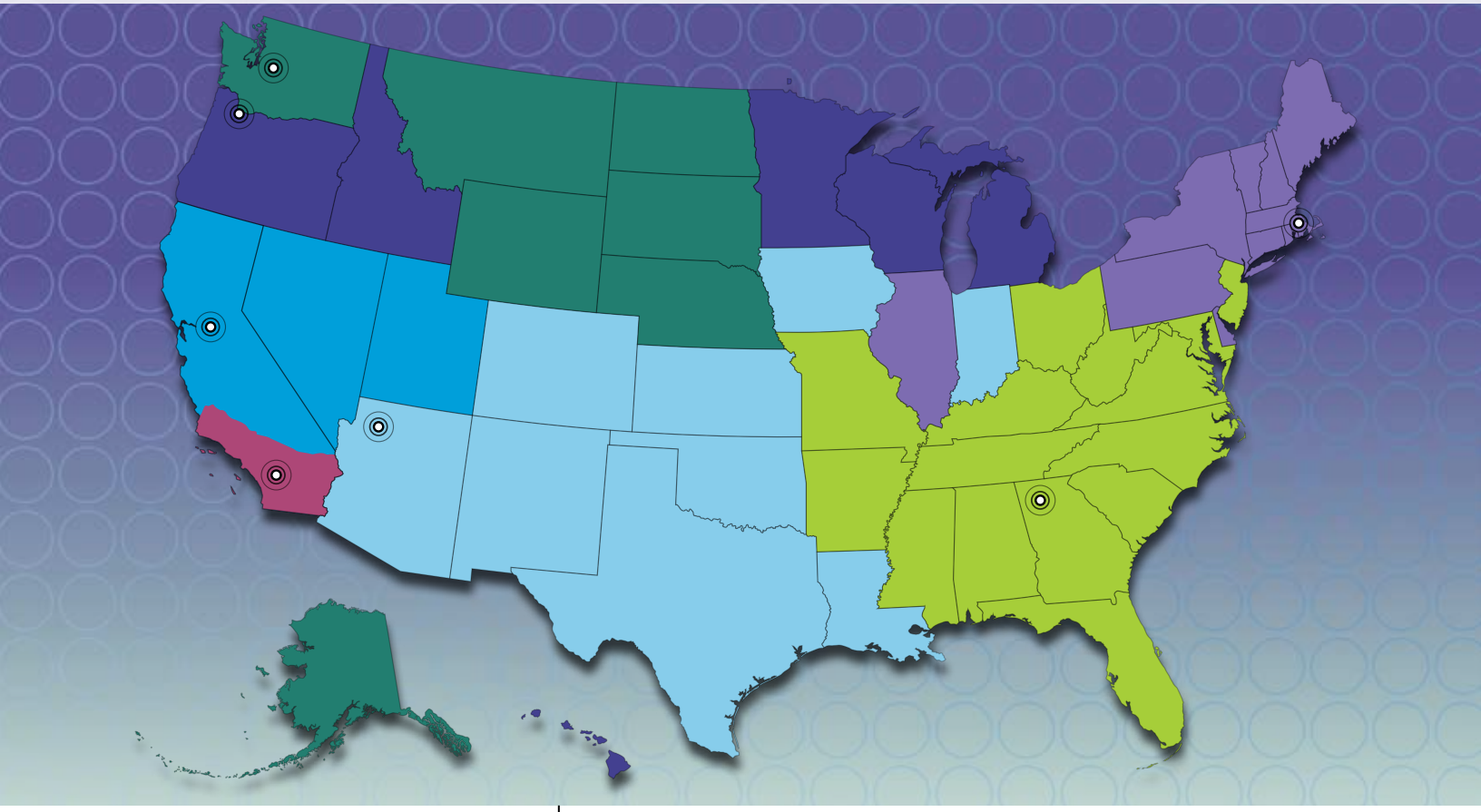

Corporate Headquarters Seattle, WA (253) 813-5599 | Toll-free: (800) 247-1978	Washington, Alaska, Montana, Nebraska, Wyoming, North Dakota, South Dakota and Canada.
Anaheim, CA (714) 400-9900 | Toll-free: (866) 400-7530	Southern California – South of San Luis Obispo.
Atlanta, GA (678) 430-0310 | Toll-free: (866) 616-1978	Georgia, Florida, South Carolina, North Carolina, Alabama, Kentucky, Arkansas, Mississippi, Tennessee, Virginia, West Virginia, Maryland, Georgia, Missouri, and Ohio.
Boston, MA (978) 649-2980 | Toll-free: (866) 437-2980	Massachusetts, Maine, New Hampshire, Vermont, Connecticut, Rhode Island, New York, Pennsylvania, New Jersey, Delaware, and Illinois.
Portland, OR (503) 443-1130 | Toll-free: (877) 333-7202	Oregon, Idaho, Wisconsin, Minnesota, Michigan, and Hawaii.
Phoenix, AZ (602) 453-0998 | Toll-free: (877) 453-0998	Arizona, New Mexico, Kansas, Iowa, Indiana, Louisiana, Oklahoma, Texas, and Colorado.
Tracy, CA (209) 221-6900 | Toll-free: (866) 730-5599	Northern California – North of San Luis Obispo, Nevada with the exception of existing accounts in this territory, and Utah.

© Copyright 2010 Connect-Air International, Inc.
SWD # 107676 10/2010 2.5K